

# TPM4 antibody

Catalog Number: 116207

## Product name

TPM4 antibody

IP: 1:200-1:1000

IHC: 1:20-1:200

## Specificity

Human, Mouse, Rat; other species not tested.

## Antibody description

TPM4 Rabbit Polyclonal antibody. Positive WB detected in mouse heart tissue. Positive IP detected in mouse heart tissue. Positive IHC detected in human endometrial cancer tissue. Observed molecular weight by Western-blot: 29 kDa

## Preparation

This antibody was obtained by immunization of TPM4 recombinant protein (Accession Number: NM\_003290). Purification method: Antigen affinity purified.

## Formulation

PBS with 0.02% sodium azide and 50% glycerol pH 7.3.

## Storage

Store at -20°C. DO NOT ALIQUOT

## Clonality

Polyclonal

## Ig Type

Rabbit IgG

## Applications


ELISA, WB, IHC, IP

## Dilutions

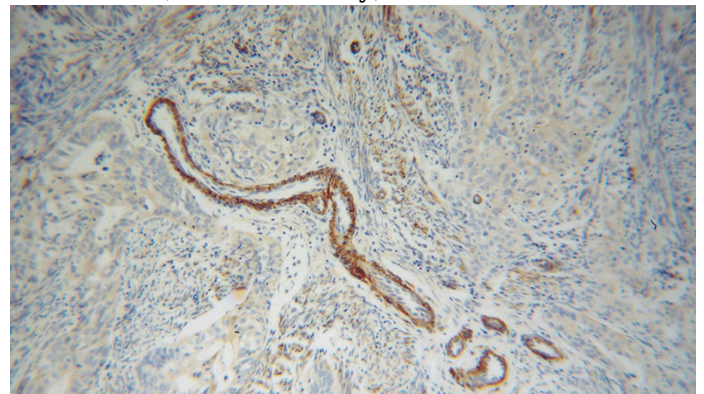
Recommended Dilution:

WB: 1:500-1:5000

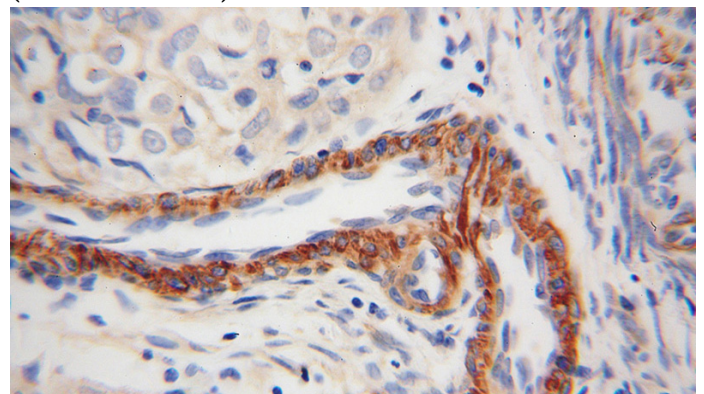
## Validations



mouse heart tissue were subjected to SDS PAGE followed by western blot with Catalog No:116207(TPM4 antibody) at dilution of 1:100



Immunohistochemical of paraffin-embedded human endometrial cancer using Catalog No:116207(TPM4 antibody) at dilution of 1:100 (under 10x lens)



Immunohistochemical of paraffin-embedded

# TPM4 antibody

Catalog Number: 116207

---

human endometrial cancer using Catalog No:116207(TPM4 antibody) at dilution of 1:100 (under 40x lens)

IP Result of anti-TPM4 (IP:Catalog No:116207, 4ug; Detection:Catalog No:116207 1:300) with mouse heart tissue lysate 4000ug.

