

TMEM9B antibody



Catalog Number: 116201

Product name

TMEM9B antibody

Specificity

Human, Rat, Mouse; other species not tested.

Antibody description

TMEM9B Rabbit Polyclonal antibody. Positive WB detected in rat liver tissue, mouse colon tissue. Positive IHC detected in human colon cancer tissue. Observed molecular weight by Western-blot: 23,35 kDa

Preparation

This antibody was obtained by immunization of TMEM9B recombinant protein (Accession Number: NM_020644). Purification method: Antigen affinity purified.

Formulation

PBS with 0.1% sodium azide and 50% glycerol pH 7.3.

Storage

Store at -20°C. DO NOT ALIQUOT

Clonality

Polyclonal

Ig Type

Rabbit IgG

Applications

ELISA, WB, IHC

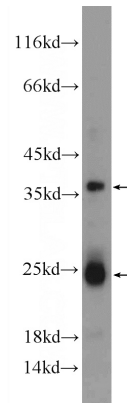
Dilutions

Recommended Dilution:

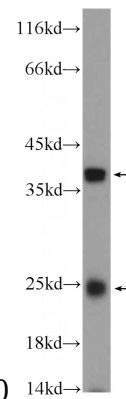
WB: 1:500-1:5000

IHC: 1:20-1:200

Validations

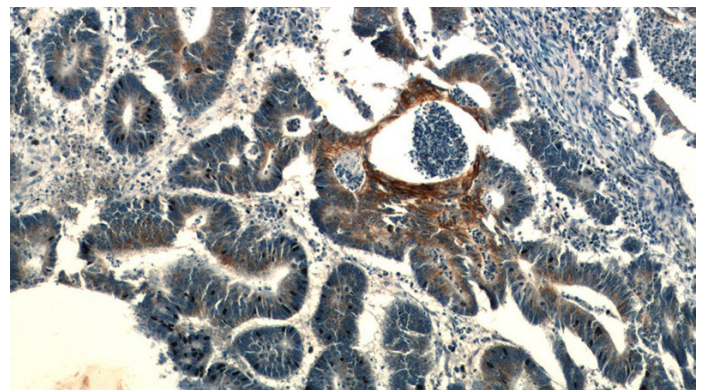


rat liver tissue were subjected to SDS PAGE followed by western blot with Catalog No:116201(TMEM9B Antibody) at dilution of



1:1000

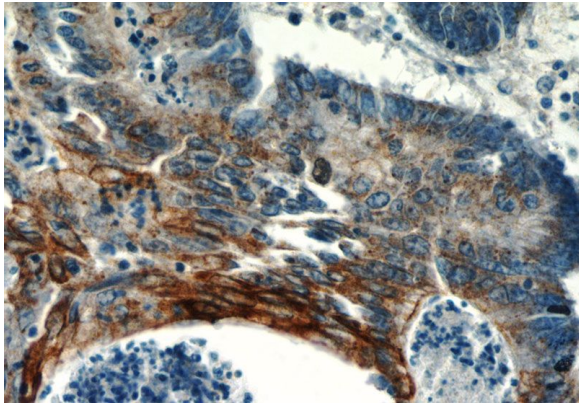
mouse colon tissue were subjected to SDS PAGE followed by western blot with Catalog No:116201(TMEM9B Antibody) at dilution of 1:600



Immunohistochemistry of paraffin-embedded human colon cancer slide using Catalog No:116201(TMEM9B Antibody) at dilution of 1:50

TMEM9B antibody

Catalog Number: 116201



Immunohistochemistry of paraffin-embedded human colon cancer slide using Catalog No:116201(TMEM9B Antibody) at dilution of 1:50