

TMEM199 antibody



Catalog Number: 116174

Product name

TMEM199 antibody

Immunogen

[Human TMEM199 Recombinant protein \(His tag\)](#)

Specificity

Human, Mouse; other species not tested.

Antibody description

TMEM199 Rabbit Polyclonal antibody. Positive WB detected in NIH/3T3 cells. Positive IHC detected in human breast cancer tissue, human stomach cancer tissue. Observed molecular weight by Western-blot: 18-23 kDa

Preparation

This antibody was obtained by immunization of TMEM199 recombinant protein (Accession Number: NM_152464). Purification method: Antigen affinity purified.

Formulation

PBS with 0.1% sodium azide and 50% glycerol pH 7.3.

Storage

Store at -20°C. DO NOT ALIQUOT

Clonality

Polyclonal

Ig Type

Rabbit IgG

Applications

ELISA, WB, IHC


Dilutions

Recommended Dilution:

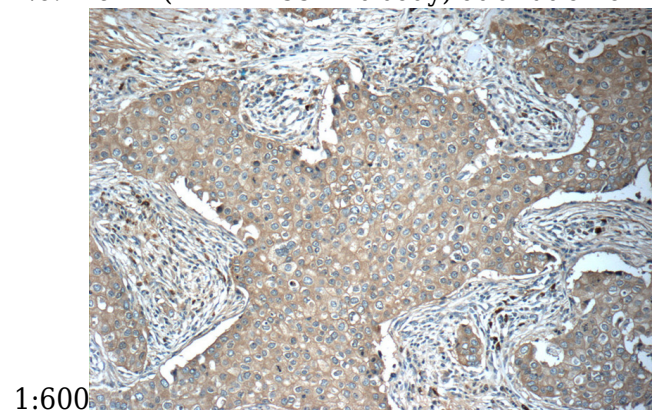
WB: 1:200-1:2000

IHC: 1:20-1:200

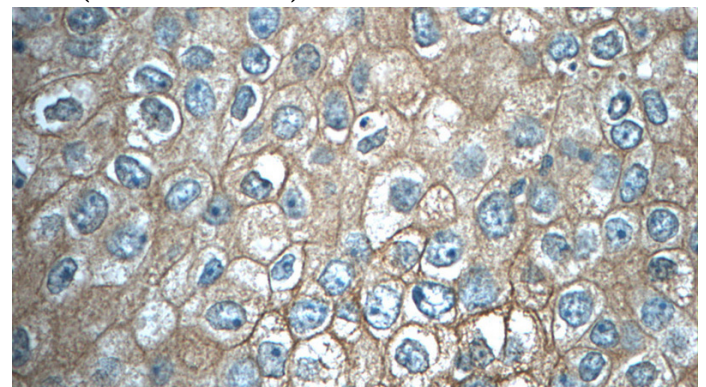
Validations



NIH/3T3 cells were subjected to SDS PAGE followed by western blot with Catalog No:116174(TMEM199 Antibody) at dilution of



Immunohistochemistry of paraffin-embedded human breast cancer tissue slide using Catalog No:116174(TMEM199 Antibody) at dilution of 1:50 (under 10x lens)



TMEM199 antibody



Catalog Number: 116174

Immunohistochemistry of paraffin-embedded human breast cancer tissue slide using Catalog

No:116174(TMEM199 Antibody) at dilution of 1:50 (under 40x lens)