

# TNNT3 antibody

Catalog Number: 116155

## Product name

TNNT3 antibody

## Specificity

Human, Mouse, Rat; other species not tested.

## Antibody description

TNNT3 Rabbit Polyclonal antibody. Positive WB detected in rat skeletal muscle tissue. Positive IHC detected in human skeletal muscle tissue. Observed molecular weight by Western-blot: 35-40

## Preparation

This antibody was obtained by immunization of Peptide (Accession Number: NM\_001042780). Purification method: Antigen Affinity purified.

## Formulation

PBS with 0.02% sodium azide and 50% glycerol pH 7.3.

## Storage

Store at -20°C. DO NOT ALIQUOT

## Clonality

Polyclonal

## Ig Type

Rabbit IgG

## Applications

ELISA, WB, IHC


## Dilutions

Recommended Dilution:

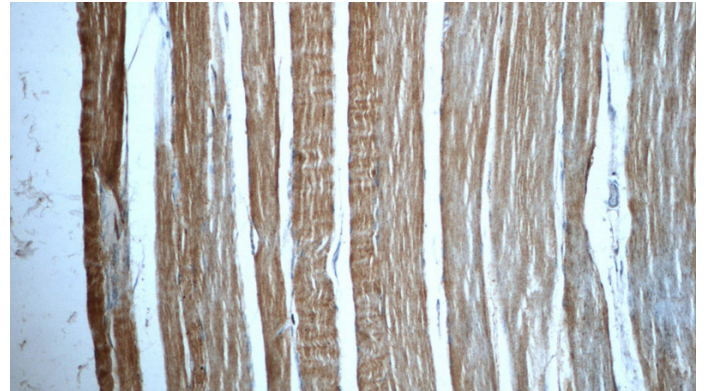
WB: 1:500-1:5000

IHC: 1:20-1:200

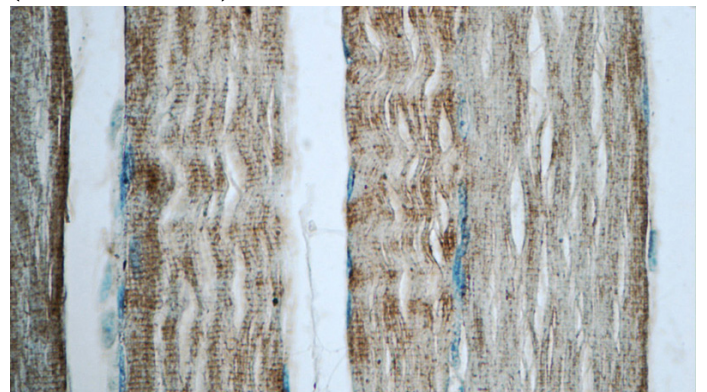
## Validations



rat skeletal muscle tissue were subjected to SDS PAGE followed by western blot with Catalog No:116155(TNNT3 Antibody) at dilution of 1:1000



Immunohistochemistry of paraffin-embedded human skeletal muscle tissue slide using Catalog No:116155(TNNT3 Antibody) at dilution of 1:50 (under 10x lens)



Immunohistochemistry of paraffin-embedded human skeletal muscle tissue slide using Catalog No:116155(TNNT3 Antibody) at dilution of 1:50 (under 40x lens)