

TNNI2 antibody



Catalog Number: 116152

Product name

TNNI2 antibody

WB: 1:500-1:5000

IHC: 1:20-1:200

Specificity

Human, Mouse, Rat; other species not tested.

Antibody description

TNNI2 Rabbit Polyclonal antibody. Positive WB detected in mouse skeletal muscle tissue, human kidney tissue, human skeletal muscle tissue, human spleen tissue, rat skeletal muscle tissue. Positive IHC detected in human skeletal muscle tissue. Observed molecular weight by Western blot: 21kd

Preparation

This antibody was obtained by immunization of TNNI2 recombinant protein (Accession Number: NM_003282). Purification method: Antigen affinity purified.

Formulation

PBS with 0.1% sodium azide and 50% glycerol pH 7.3.

Storage

Store at -20°C. DO NOT ALIQUOT

Clonality

Polyclonal

Ig Type

Rabbit IgG

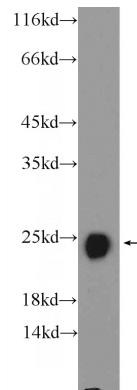
Applications

ELISA, WB, IHC

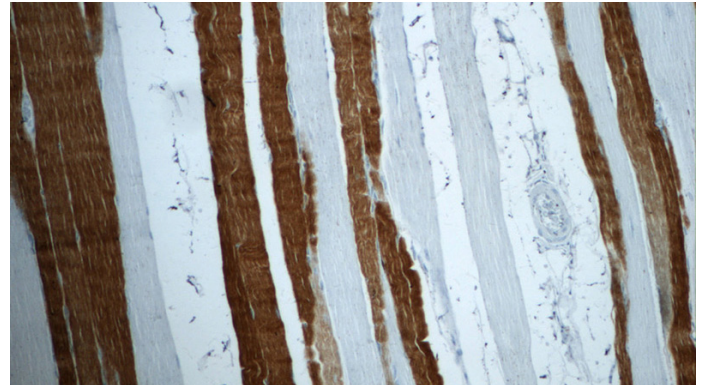
Dilutions

Recommended Dilution:

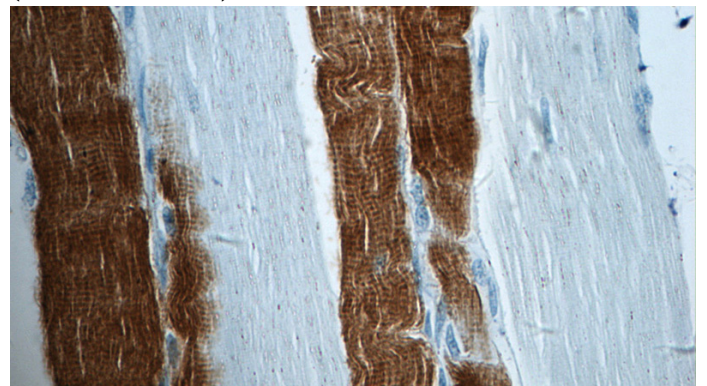
Validations



mouse skeletal muscle tissue were subjected to SDS PAGE followed by western blot with Catalog No:116152(TNNI2 Antibody) at dilution of 1:1000



Immunohistochemistry of paraffin-embedded human skeletal muscle tissue slide using Catalog No:116152(TNNI2 Antibody) at dilution of 1:50 (under 10x lens)



Immunohistochemistry of paraffin-embedded

TNNI2 antibody



Catalog Number: 116152

human skeletal muscle tissue slide using Catalog

No:116152(TNNI2 Antibody) at dilution of 1:50
(under 40x lens)