

# TNNI1 antibody



Catalog Number: 116151

## Product name

TNNI1 antibody

## Immunogen

[Human TNNI1 Recombinant protein \(GST tag\)](#)

## Specificity

Human, Mouse, Rat; other species not tested.

## Antibody description

TNNI1 Rabbit Polyclonal antibody. Positive WB detected in mouse skeletal muscle tissue. Positive IHC detected in human skeletal muscle tissue, human heart tissue. Observed molecular weight by Western-blot: 25kd

## Preparation

This antibody was obtained by immunization of TNNI1 recombinant protein (Accession Number: NM\_003281). Purification method: Antigen affinity purified.

## Formulation

PBS with 0.02% sodium azide and 50% glycerol pH 7.3.

## Storage

Store at -20°C. DO NOT ALIQUOT

## Clonality

Polyclonal

## Ig Type

Rabbit IgG

## Applications

ELISA, WB, IHC


## Dilutions

Recommended Dilution:

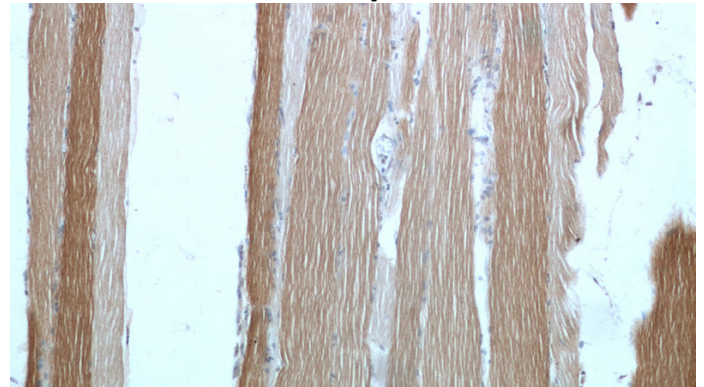
WB: 1:500-1:5000

IHC: 1:20-1:200

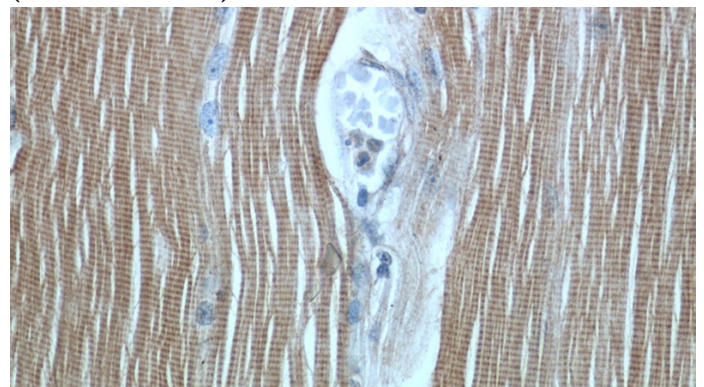
## Validations



mouse skeletal muscle tissue were subjected to SDS PAGE followed by western blot with Catalog No:116151(TNNI1 antibody) at dilution of 1:1000



Immunohistochemical of paraffin-embedded human skeletal muscle using Catalog No:116151(TNNI1 antibody) at dilution of 1:50 (under 10x lens)



# TNNI1 antibody



Catalog Number: 116151

---

Immunohistochemical of paraffin-embedded human skeletal muscle using Catalog

No:116151(TNNI1 antibody) at dilution of 1:50 (under 40x lens)