

# TNNC2 antibody



Catalog Number: 116149

## Product name

TNNC2 antibody

IHC: 1:20-1:200

## Specificity

Human, Mouse, Rat; other species not tested.

## Antibody description

TNNC2 Rabbit Polyclonal antibody. Positive IHC detected in human skeletal muscle tissue. Positive WB detected in mouse skeletal muscle tissue, rat skeletal muscle tissue. Observed molecular weight by Western-blot: 20-23 kDa

## Preparation

This antibody was obtained by immunization of TNNC2 recombinant protein (Accession Number: NM\_003279). Purification method: Antigen affinity purified.

## Formulation

PBS with 0.1% sodium azide and 50% glycerol pH 7.3.

## Storage

Store at -20°C. DO NOT ALIQUOT

## Clonality

Polyclonal

## Ig Type

Rabbit IgG

## Applications

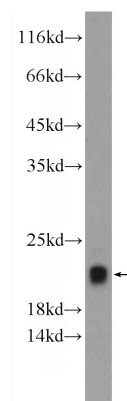
ELISA, IHC, WB

## Dilutions


Recommended Dilution:

WB: 1:200-1:2000

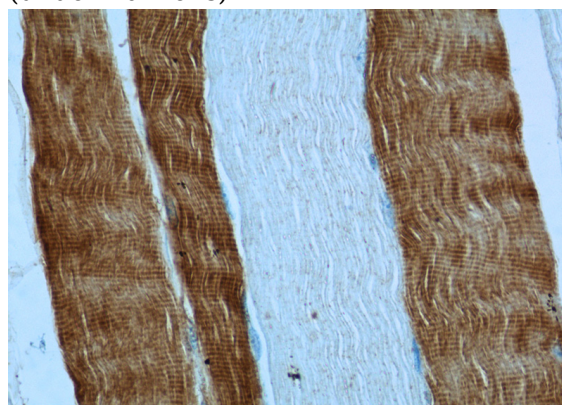
## Validations



mouse skeletal muscle tissue were subjected to SDS PAGE followed by western blot with Catalog No:116149(TNNC2 Antibody) at dilution of 1:600



Immunohistochemistry of paraffin-embedded human skeletal muscle tissue slide using Catalog No:116149(TNNC2 Antibody) at dilution of 1:50 (under 10x lens)



Immunohistochemistry of paraffin-embedded human skeletal muscle tissue slide using Catalog

# TNNC2 antibody



Catalog Number: 116149

---

No:116149(TNNC2 Antibody) at dilution of 1:50 (under 40x lens)