

TNKS antibody

Catalog Number: 116147

Product name

TNKS antibody

IP: 1:200-1:2000

IF: 1:10-1:100

Specificity

Human, Mouse, Rat; other species not tested.

Antibody description

TNKS Rabbit Polyclonal antibody. Positive IF detected in HepG2 cells. Positive WB detected in Jurkat cells, Raji cells. Positive IP detected in Jurkat cells. Observed molecular weight by Western-blot: 150 kDa

Preparation

This antibody was obtained by immunization of TNKS recombinant protein (Accession Number: NM_003747). Purification method: Antigen affinity purified.

Formulation

PBS with 0.02% sodium azide and 50% glycerol pH 7.3.

Storage

Store at -20°C. DO NOT ALIQUOT

Clonality

Polyclonal

Ig Type

Rabbit IgG

Applications


ELISA, WB, IF, IP

Dilutions

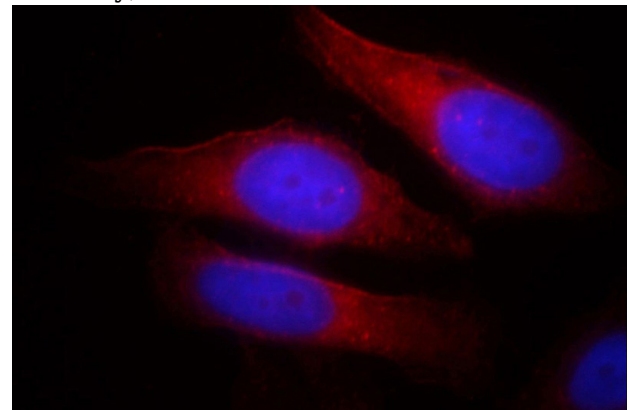
Recommended Dilution:

WB: 1:200-1:2000

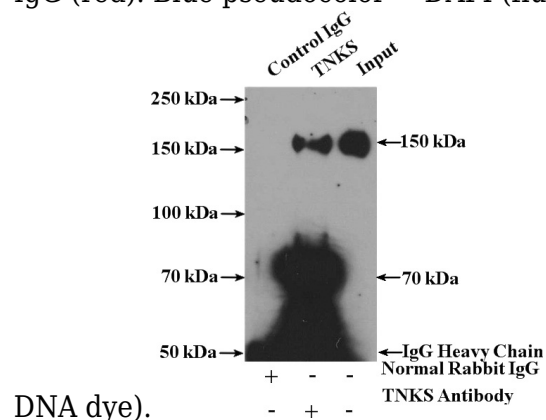
Validations



Jurkat cells were subjected to SDS PAGE followed by western blot with Catalog No:116147(TNKS antibody) at dilution of 1:500



Immunofluorescent analysis of HepG2 cells, using TNKS antibody Catalog No:116147 at 1:25 dilution and Rhodamine-labeled goat anti-rabbit IgG (red). Blue pseudocolor = DAPI (fluorescent



TNKS antibody



Catalog Number: 116147

IP Result of anti-TNKS (IP:Catalog No:116147,

4ug; Detection:Catalog No:116147 1:500) with Jurkat cells lysate 3200ug.