

TIAF1 antibody

Catalog Number: 116119

Product name

TIAF1 antibody

Specificity

Human; other species not tested.

Antibody description

TIAF1 Rabbit Polyclonal antibody. Positive IHC detected in human skin tissue. Positive WB detected in PC-3 cells. Observed molecular weight by Western-blot: 12kd

Preparation

This antibody was obtained by immunization of TIAF1 recombinant protein (Accession Number: NM_004740). Purification method: Antigen affinity purified.

Formulation

PBS with 0.1% sodium azide and 50% glycerol pH 7.3.

Storage

Store at -20°C. DO NOT ALIQUOT

Clonality

Polyclonal

Ig Type

Rabbit IgG

Applications

ELISA, WB, IHC


Dilutions

Recommended Dilution:

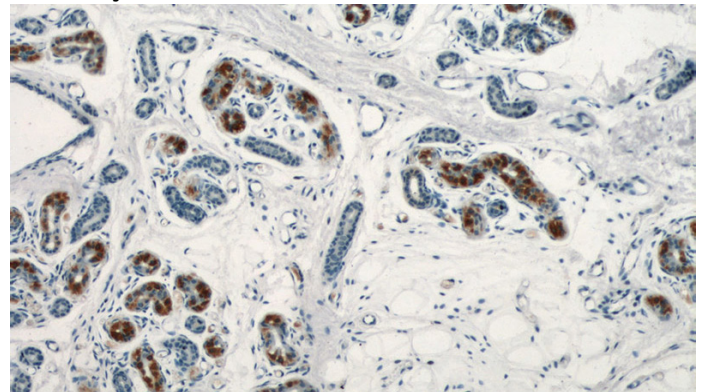
WB: 1:500-1:5000

IHC: 1:20-1:200

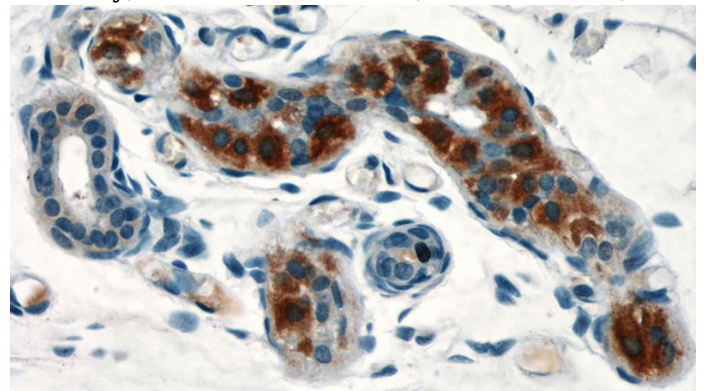
Validations



PC-3 cells were subjected to SDS PAGE followed by western blot with Catalog No:116119(TIAF1 antibody) at dilution of 1:1500



Immunohistochemical of paraffin-embedded human skin using Catalog No:116119(TIAF1 antibody) at dilution of 1:100 (under 10x lens)



Immunohistochemical of paraffin-embedded human skin using Catalog No:116119(TIAF1 antibody) at dilution of 1:100 (under 40x lens)