

TMEM182 antibody



Catalog Number: 116110

Product name

TMEM182 antibody

Specificity

Human, Mouse; other species not tested.

Antibody description

TMEM182 Rabbit Polyclonal antibody. Positive WB detected in mouse skeletal muscle tissue. Positive IHC detected in human liver cancer tissue. Observed molecular weight by Western-blot: 15 kDa 26 kDa

Preparation

This antibody was obtained by immunization of TMEM182 recombinant protein (Accession Number: NM_144632). Purification method: Antigen affinity purified.

Formulation

PBS with 0.1% sodium azide and 50% glycerol pH 7.3.

Storage

Store at -20°C. DO NOT ALIQUOT

Clonality

Polyclonal

Ig Type

Rabbit IgG

Applications

ELISA, IHC, WB

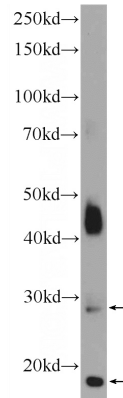
Dilutions

Recommended Dilution:

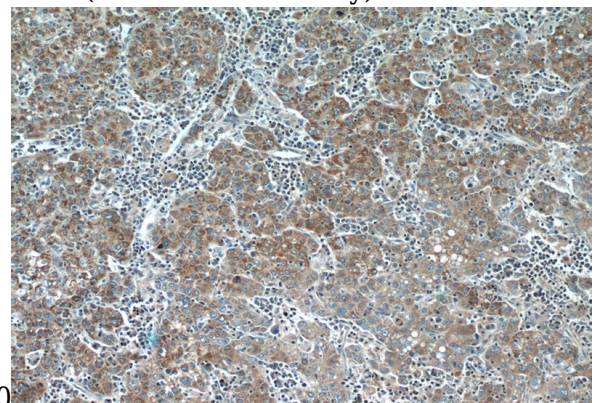
WB: 1:200-1:1000

IHC: 1:20-1:200

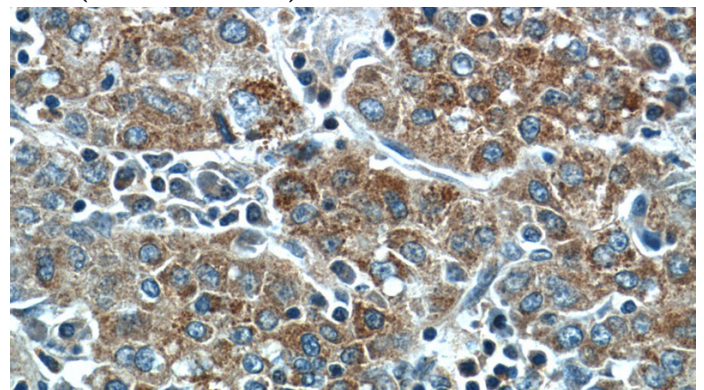
Validations



mouse skeletal muscle tissue were subjected to SDS PAGE followed by western blot with Catalog No:116110(TMEM182 Antibody) at dilution of



Immunohistochemistry of paraffin-embedded human liver cancer tissue slide using Catalog No:116110(TMEM182 Antibody) at dilution of 1:50 (under 10x lens)



Immunohistochemistry of paraffin-embedded human liver cancer tissue slide using Catalog No:116110(TMEM182 Antibody) at dilution of

TMEM182 antibody



Catalog Number: 116110

1:50 (under 40x lens)