

# TMEM181 antibody

Catalog Number: 116109

## Product name

TMEM181 antibody

## Specificity

Human, Mouse; other species not tested.

## Antibody description

TMEM181 Rabbit Polyclonal antibody. Positive IHC detected in human liver cancer tissue. Positive WB detected in A431 cells. Observed molecular weight by Western-blot: 75 kDa

## Preparation

This antibody was obtained by immunization of Peptide (Accession Number: NM\_020823). Purification method: Antigen affinity purified.

## Formulation

PBS with 0.02% sodium azide and 50% glycerol pH 7.3.

## Storage

Store at -20°C. DO NOT ALIQUOT

## Clonality

Polyclonal

## Ig Type

Rabbit IgG

## Applications

ELISA, WB, IHC


## Dilutions

Recommended Dilution:

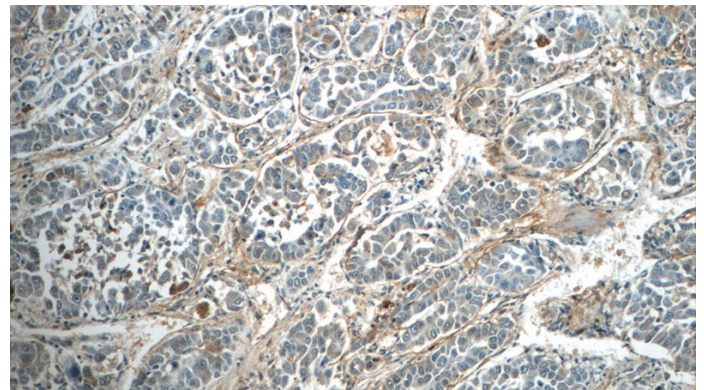
WB: 1:200-1:1000

IHC: 1:20-1:200

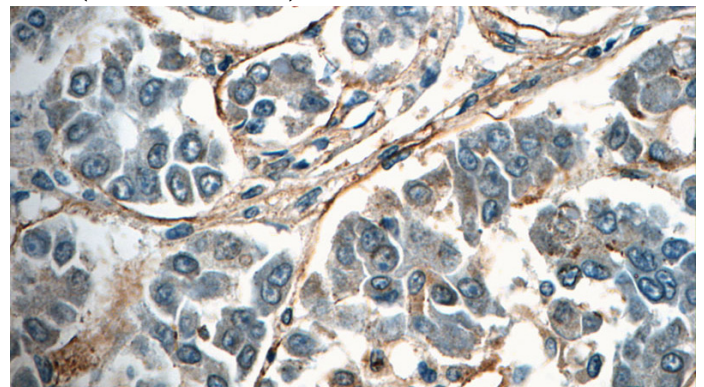
## Validations



A431 cells were subjected to SDS PAGE followed by western blot with Catalog No:116109(TMEM181 antibody) at dilution of 1:300



Immunohistochemistry of paraffin-embedded human liver cancer tissue slide using Catalog No:116109(TMEM181 Antibody) at dilution of 1:50 (under 10x lens)



Immunohistochemistry of paraffin-embedded human liver cancer tissue slide using Catalog No:116109(TMEM181 Antibody) at dilution of 1:50 (under 40x lens)