

TLR7 antibody

Catalog Number: 116077

Product name

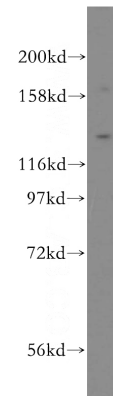
TLR7 antibody

IHC: 1:20-1:200

Specificity

Human, Mouse, Rat; other species not tested.

Validations



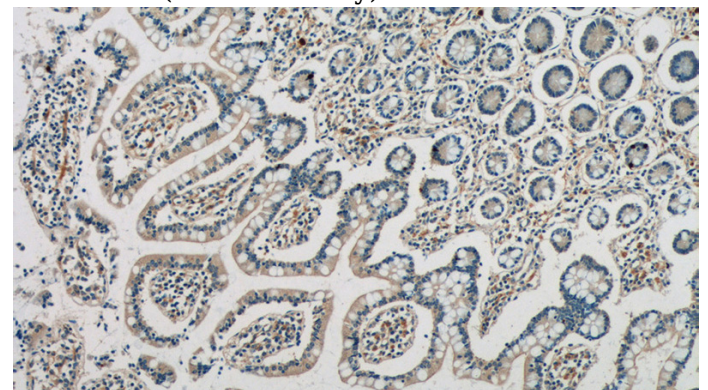
Antibody description

TLR7 Rabbit Polyclonal antibody. Positive WB detected in mouse lung tissue, Jurkat cells. Positive IHC detected in human small intestine tissue. Observed molecular weight by Western-blot: 121kd

mouse lung tissue were subjected to SDS PAGE followed by western blot with Catalog No:116077(TLR7 antibody) at dilution of 1:400

Preparation

This antibody was obtained by immunization of TLR7 recombinant protein (Accession Number: NM_016562). Purification method: Antigen affinity purified.



Formulation

PBS with 0.02% sodium azide and 50% glycerol pH 7.3.

Immunohistochemistry of paraffin-embedded human small intestine tissue slide using Catalog No:116077(TLR7 Antibody) at dilution of 1:50 (under 10x lens)

Storage

Store at -20°C. DO NOT ALIQUOT

Clonality

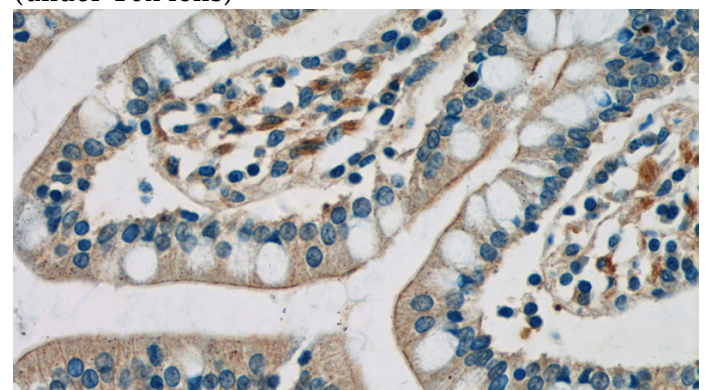
Polyclonal

Ig Type

Rabbit IgG

Applications

ELISA, WB, IHC



Dilutions

Recommended Dilution:

WB: 1:200-1:2000

Immunohistochemistry of paraffin-embedded human small intestine tissue slide using Catalog No:116077(TLR7 Antibody) at dilution of 1:50

TLR7 antibody



Catalog Number: 116077

(under 40x lens)