

# TLR4 antibody

Catalog Number: 116074

## Product name

TLR4 antibody

## Specificity

Human, Mouse, Rat, Bovine; other species not tested.

## Antibody description

TLR4 Rabbit Polyclonal antibody. Positive WB detected in mouse liver tissue, rat liver tissue. Positive IHC detected in human placenta tissue, human liver cancer tissue. Observed molecular weight by Western-blot: 90-100 kDa

## Preparation

This antibody was obtained by immunization of TLR4 recombinant protein (Accession Number: NM\_138554). Purification method: Antigen affinity purified.

## Formulation

PBS with 0.02% sodium azide and 50% glycerol pH 7.3.

## Storage

Store at -20°C. DO NOT ALIQUOT

## Clonality

Polyclonal

## Ig Type

Rabbit IgG

## Applications

ELISA, WB, IHC

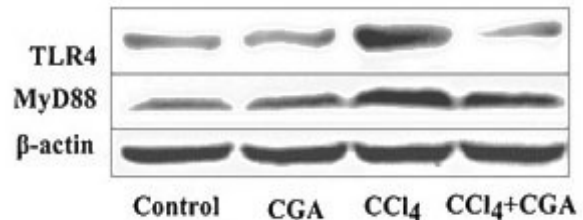
## Dilutions

Recommended Dilution:


WB: 1:200-1:2000

IHC: 1:20-1:200

## Validations

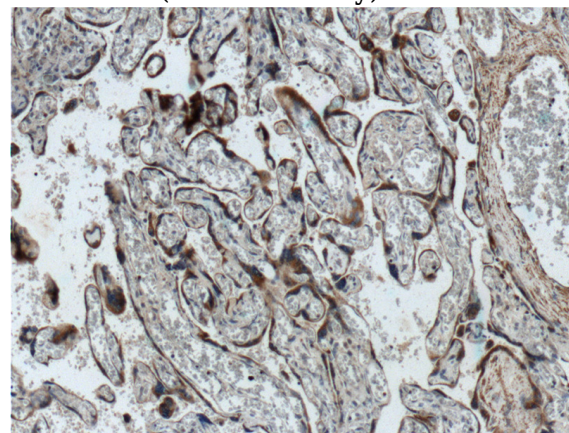


Protein expression levels of TLR4 in the liver of CGA (chlorogenic acid)- and CCl<sub>4</sub>-treated rats were measured by Western blot using TLR4 antibody Catalog No:116074. Shi H, et al.



Toxicology. 303:107-14 (2013).

mouse liver tissue were subjected to SDS PAGE followed by western blot with Catalog No:116074(TLR4 Antibody) at dilution of 1:600

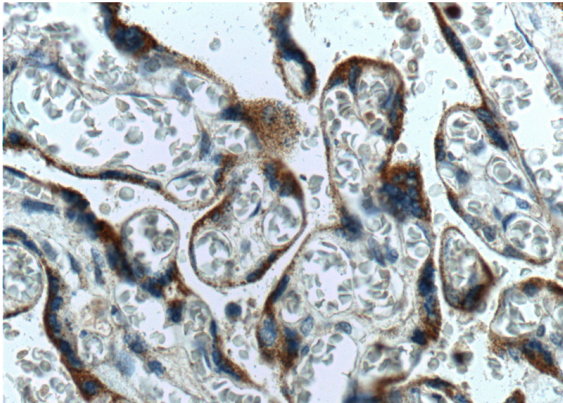


Immunohistochemistry of paraffin-embedded human placenta tissue slide using Catalog No:116074(TLR4 Antibody) at dilution of 1:200 (under 10x lens).

# TLR4 antibody

Catalog Number: 116074

---



Immunohistochemistry of paraffin-embedded human placenta tissue slide using Catalog No:116074(TLR4 Antibody) at dilution of 1:200 (under 40x lens).