

# THRAP3 antibody



Catalog Number: 116053

## Product name

THRAP3 antibody

IP: 1:200-1:2000

IHC: 1:20-1:200

## Specificity


Human; other species not tested.

IF: 1:10-1:100

## Antibody description

THRAP3 Rabbit Polyclonal antibody. Positive IP detected in HeLa cells. Positive WB detected in HeLa cells. Positive IHC detected in human ovary tumor tissue. Positive IF detected in HepG2 cells. Observed molecular weight by Western-blot: 109-130 kDa

## Validations



## Preparation

This antibody was obtained by immunization of Peptide (Accession Number: NM\_005119). Purification method: Antigen affinity purified.

HeLa cells were subjected to SDS PAGE followed by western blot with Catalog No:116053(THRAP3 antibody) at dilution of 1:500

## Formulation

PBS with 0.1% sodium azide and 50% glycerol pH 7.3.

## Storage

Store at -20°C. DO NOT ALIQUOT

## Clonality

Polyclonal

## Ig Type

Rabbit IgG

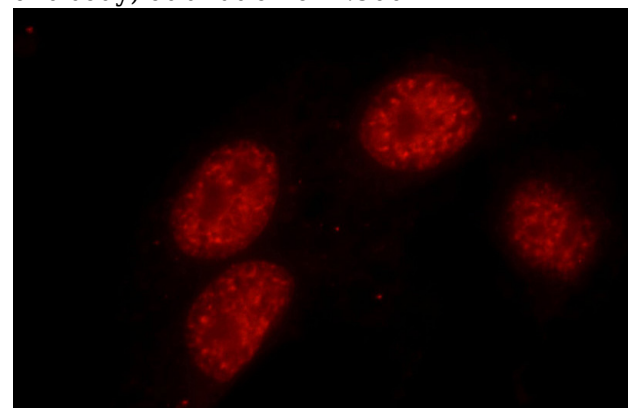
## Applications

ELISA, WB, IF, IHC, IP

## Dilutions

Recommended Dilution:

WB: 1:200-1:2000



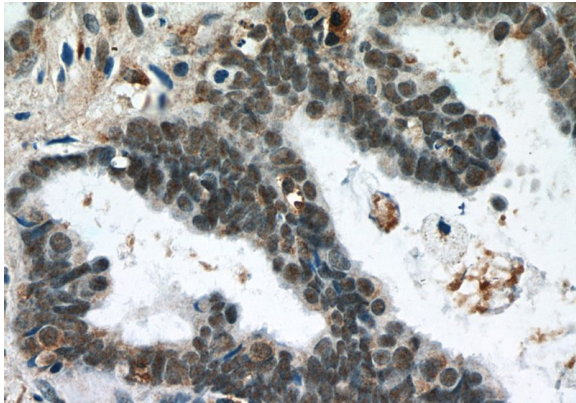
Immunofluorescent analysis of HepG2 cells using Catalog No:116053(THRAP3 Antibody) at dilution of 1:25 and Rhodamine-Goat anti-Rabbit IgG

IP Result of anti-THRAP3 (IP:Catalog No:116053, 4ug; Detection:Catalog No:116053 1:500) with HeLa cells lysate 600ug.

# THRAP3 antibody

Catalog Number: 116053

---



Immunohistochemistry of paraffin-embedded human ovary tumor tissue slide using Catalog No:116053(THRAP3 Antibody) at dilution of 1:50