

# THOC7 antibody



Catalog Number: 116050

## Product name

THOC7 antibody

## Immunogen

[Human THOC7 Recombinant protein \(GST tag\)](#)

## Specificity

Human, Mouse, Rat; other species not tested.

## Antibody description

THOC7 Rabbit Polyclonal antibody. Positive WB detected in mouse testis tissue, HEK-293 cells, HeLa cells, human liver tissue. Positive IHC detected in human kidney tissue, human brain tissue, human lung tissue, human spleen tissue, human testis tissue. Observed molecular weight by Western-blot: 24 kDa

## Preparation

This antibody was obtained by immunization of THOC7 recombinant protein (Accession Number: NM\_025075). Purification method: Antigen affinity purified.

## Formulation

PBS with 0.02% sodium azide and 50% glycerol pH 7.3.

## Storage

Store at -20°C. DO NOT ALIQUOT

## Clonality

Polyclonal

## Ig Type

Rabbit IgG

## Applications

ELISA, WB, IHC

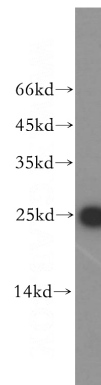
## Dilutions

Recommended Dilution:

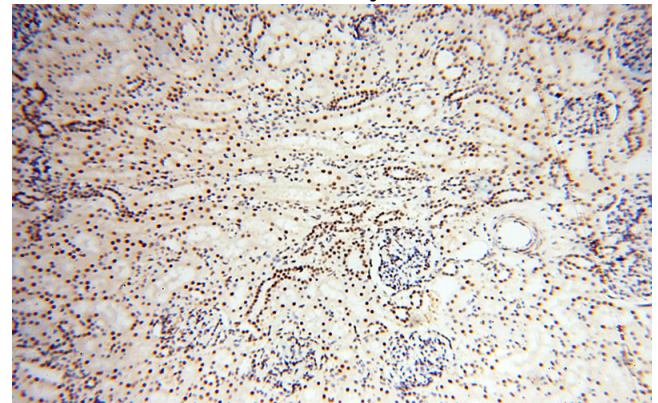
WB: 1:1000-1:10000

IHC: 1:20-1:200

## Validations



mouse testis tissue were subjected to SDS PAGE followed by western blot with Catalog No:116050(THoc7 antibody) at dilution of 1:800

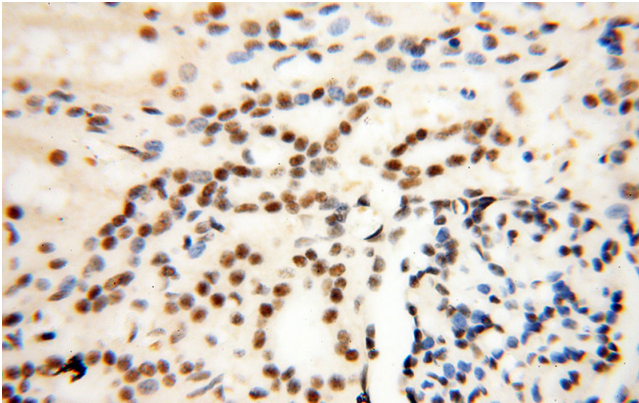


Immunohistochemical of paraffin-embedded human kidney using Catalog No:116050(THoc7 antibody) at dilution of 1:100 (under 10x lens)

# THOC7 antibody

Catalog Number: 116050

---



Immunohistochemical of paraffin-embedded human kidney using Catalog No:116050(THoc7 antibody) at dilution of 1:100 (under 40x lens)