

TGN46 antibody

Catalog Number: 116032

Product name

TGN46 antibody

IP: 1:200-1:1000

IF: 1:10-1:100

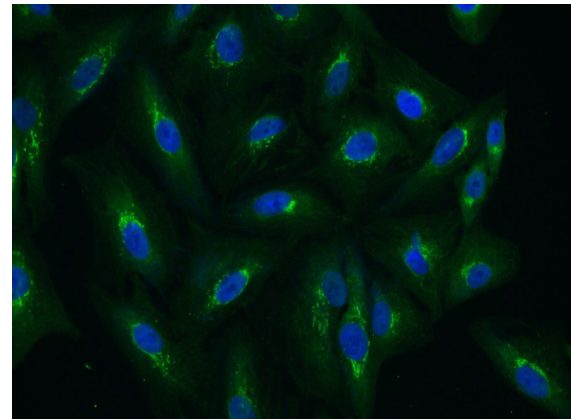
Specificity

Human; other species not tested.

Validations

Antibody description

TGN46 Rabbit Polyclonal antibody. Positive IF detected in A549 cells, Fibroblast (primary cells), HeLa cells. Positive WB detected in HepG2 cells, HeLa cells. Positive IP detected in HeLa cells. Observed molecular weight by Western-blot: 95 kDa



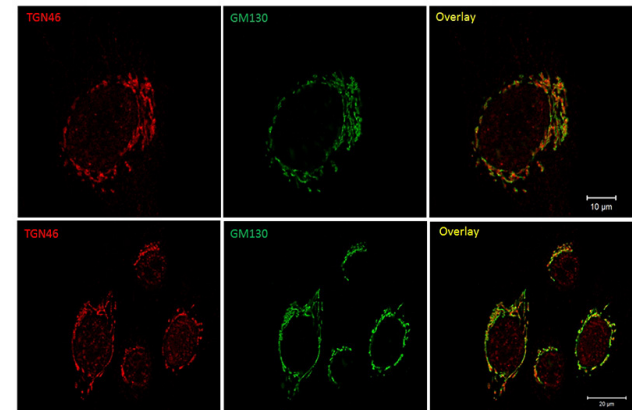
Preparation

This antibody was obtained by immunization of TGN46 recombinant protein (Accession Number: BC028219). Purification method: Antigen affinity purified.

Immunofluorescent analysis of A549 cells using Catalog No:116032(TGOLN2,TGN46 Antibody) at dilution of 1:25 and Alexa Fluor 488-conjugated AffiniPure Goat Anti-Rabbit IgG(H+L)

Formulation

PBS with 0.02% sodium azide and 50% glycerol pH 7.3.



Storage

Store at -20°C. DO NOT ALIQUOT

Clonality

Polyclonal

Ig Type

Rabbit IgG

Applications


ELISA, IP, IF, WB

Dilutions

Recommended Dilution:

WB: 1:200-1:2000

IF result of TGOLN2/TGN46 antibody (1:50) with Human Fibroblast (primary cells) By Dr. Neeraj Tiwar, Rothman Lab, Yale School of Medicine.



Fixed with 4% PFA 10 min.

TGN46 antibody

Catalog Number: 116032

HepG2 cells were subjected to SDS PAGE followed by western blot with Catalog No:116032(TGOLN2,TGN46 Antibody) at dilution

IP Result of anti-TGOLN2,TGN46 (IP:Catalog No:116032, 3ug; Detection:Catalog No:116032 1:300) with HeLa cells lysate 2400ug.

