

TGM5 antibody

Catalog Number: 116031

Product name

TGM5 antibody

Specificity

Human, Mouse; other species not tested.

Antibody description

TGM5 Rabbit Polyclonal antibody. Positive WB detected in mouse skin tissue, A431 cells. Positive IHC detected in human skin tissue. Observed molecular weight by Western-blot: 84 kDa

Preparation

This antibody was obtained by immunization of TGM5 recombinant protein (Accession Number: NM_201631). Purification method: Antigen affinity purified.

Formulation

PBS with 0.1% sodium azide and 50% glycerol pH 7.3.

Storage

Store at -20°C. DO NOT ALIQUOT

Clonality

Polyclonal

Ig Type

Rabbit IgG

Applications

ELISA, WB, IHC


Dilutions

Recommended Dilution:

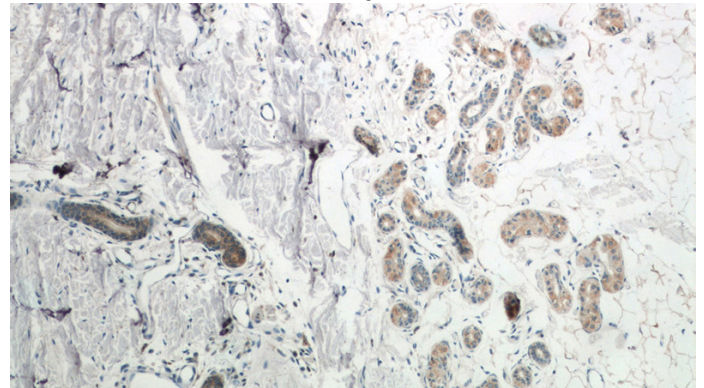
WB: 1:200-1:2000

IHC: 1:20-1:200

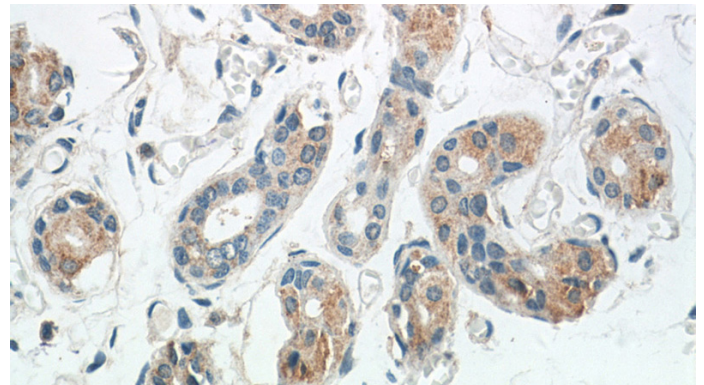
Validations



mouse skin tissue were subjected to SDS PAGE followed by western blot with Catalog No:116031(TGM5 Antibody) at dilution of 1:600



Immunohistochemistry of paraffin-embedded human skin tissue slide using Catalog No:116031(TGM5 Antibody) at dilution of 1:50 (under 10x lens)



Immunohistochemistry of paraffin-embedded human skin tissue slide using Catalog No:116031(TGM5 Antibody) at dilution of 1:50 (under 40x lens)