

TFPT antibody

Catalog Number: 116016

Product name

TFPT antibody

WB: 1:200-1:2000

IHC: 1:20-1:200

Specificity

Human, Mouse, Rat; other species not tested.

Antibody description

TFPT Rabbit Polyclonal antibody. Positive IHC detected in human tonsillitis tissue, human brain tissue, human liver tissue. Positive WB detected in K-562 cells, HL-60 cells, mouse liver tissue, PC-3 cells. Observed molecular weight by Western-blot: 29 kDa

Preparation

This antibody was obtained by immunization of TFPT recombinant protein (Accession Number: BC001728). Purification method: Antigen affinity purified.

Formulation

PBS with 0.1% sodium azide and 50% glycerol pH 7.3.

Storage

Store at -20°C. DO NOT ALIQUOT

Clonality

Polyclonal

Ig Type

Rabbit IgG

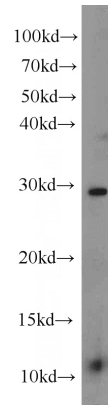
Applications

ELISA, WB, IHC

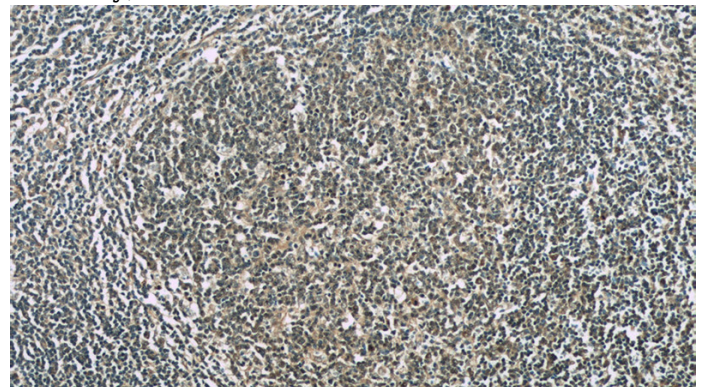
Dilutions

Recommended Dilution:

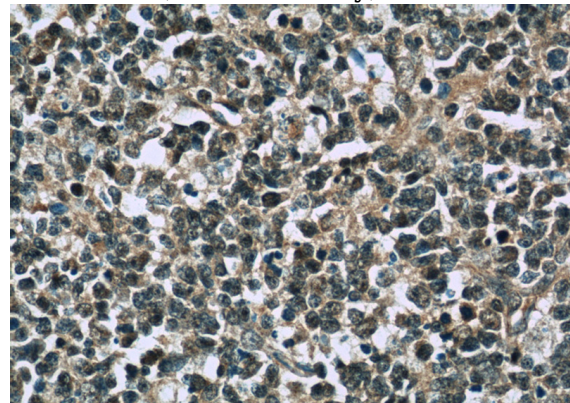
Validations



K-562 cells were subjected to SDS PAGE followed by western blot with Catalog No:116016(TFPT antibody) at dilution of 1:600



Immunohistochemistry of paraffin-embedded human tonsillitis slide using Catalog No:116016(TFPT Antibody) at dilution of 1:50



Immunohistochemistry of paraffin-embedded human tonsillitis slide using Catalog No:116016(TFPT Antibody) at dilution of 1:50