

TAF15 antibody

Catalog Number: 115980

Product name

TAF15 antibody

IHC: 1:20-1:200

IF: 1:20-1:200

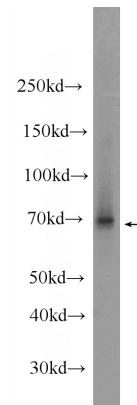
Specificity

Human; other species not tested.

Validations

Antibody description

TAF15 Rabbit Polyclonal antibody. Positive IHC detected in human testis tissue, human kidney tissue. Positive IF detected in HEK-293 cells. Positive WB detected in HEK-293 cells. Observed molecular weight by Western-blot: 68 kDa



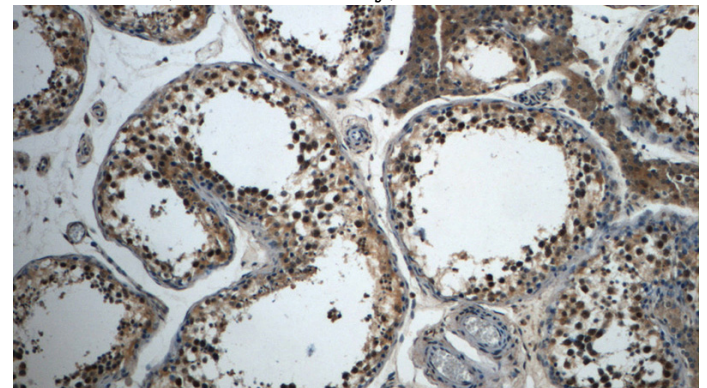
Preparation

This antibody was obtained by immunization of TAF15 recombinant protein (Accession Number: NM_139215). Purification method: Antigen Affinity purified.

HEK-293 cells were subjected to SDS PAGE followed by western blot with Catalog No:115980(TAF15 Antibody) at dilution of 1:1000

Formulation

PBS with 0.02% sodium azide and 50% glycerol pH 7.3.



Storage

Store at -20°C. DO NOT ALIQUOT

Clonality

Polyclonal

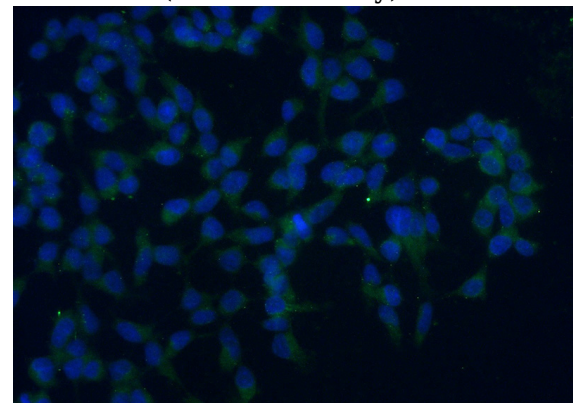
Immunohistochemistry of paraffin-embedded human testis slide using Catalog No:115980(TAF15 Antibody) at dilution of 1:50

Ig Type

Rabbit IgG

Applications

ELISA, WB, IHC, IF



Dilutions

Recommended Dilution:

WB: 1:500-1:5000

Immunofluorescent analysis of (-20oc Ethanol) fixed HEK-293 cells using Catalog

TAF15 antibody



Catalog Number: 115980

No:115980(TAF15 Antibody) at dilution of 1:50

and Alexa Fluor 488-conjugated AffiniPure Goat
Anti-Rabbit IgG(H+L)