

TACC3 antibody

Catalog Number: 115969

Product name

TACC3 antibody

Immunogen

[Human TACC3 Recombinant protein \(GST tag\)](#)

Specificity

Human; other species not tested.

Antibody description

TACC3 Rabbit Polyclonal antibody. Positive IHC detected in human cervical cancer tissue, human testis tissue. Positive IF detected in HepG2 cells. Positive WB detected in HeLa cells, SKOV-3 cells. Observed molecular weight by Western-blot: 130 kDa

Preparation

This antibody was obtained by immunization of TACC3 recombinant protein (Accession Number: NM_006342). Purification method: Antigen affinity purified.

Formulation

PBS with 0.1% sodium azide and 50% glycerol pH 7.3.

Storage

Store at -20°C. DO NOT ALIQUOT

Clonality

Polyclonal

Ig Type

Rabbit IgG

Applications

ELISA, WB, IHC, IF

Dilutions


Recommended Dilution:

WB: 1:200-1:2000

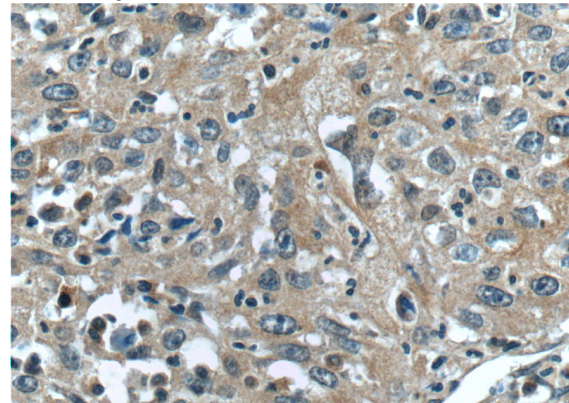
IHC: 1:20-1:200

IF: 1:10-1:100

Validations



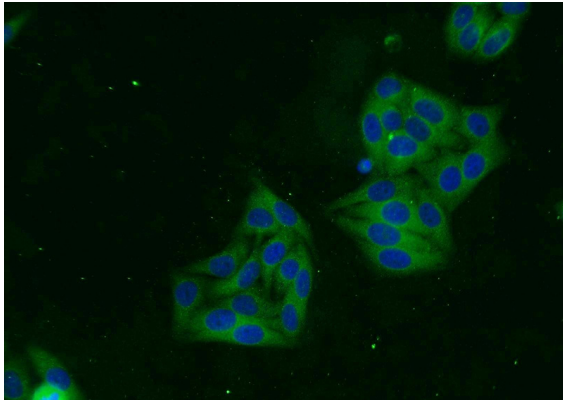
HeLa cells were subjected to SDS PAGE followed by western blot with Catalog No:115969(TACC3 Antibody) at dilution of 1:600



Immunohistochemistry of paraffin-embedded human cervical cancer tissue slide using Catalog No:115969(TACC3 Antibody) at dilution of 1:50 (under 40x lens)

TACC3 antibody

Catalog Number: 115969



Immunofluorescent analysis of HepG2 cells using Catalog No:115969(TACC3 Antibody) at dilution of 1:25 and Alexa Fluor 488-conjugated AffiniPure Goat Anti-Rabbit IgG(H+L)