

TAC1 antibody

Catalog Number: 115966

Product name

TAC1 antibody

Specificity

Human, Mouse, Rat; other species not tested.

Antibody description

TAC1 Rabbit Polyclonal antibody. Positive WB detected in Transfected HEK-293 cells. Positive IHC detected in human brain tissue.

Preparation

This antibody was obtained by immunization of TAC1 recombinant protein (Accession Number: NM_003182). Purification method: Antigen affinity purified.

Formulation

PBS with 0.1% sodium azide and 50% glycerol pH 7.3.

Storage

Store at -20°C. DO NOT ALIQUOT

Clonality

Polyclonal

Ig Type

Rabbit IgG

Applications

ELISA, IHC, WB

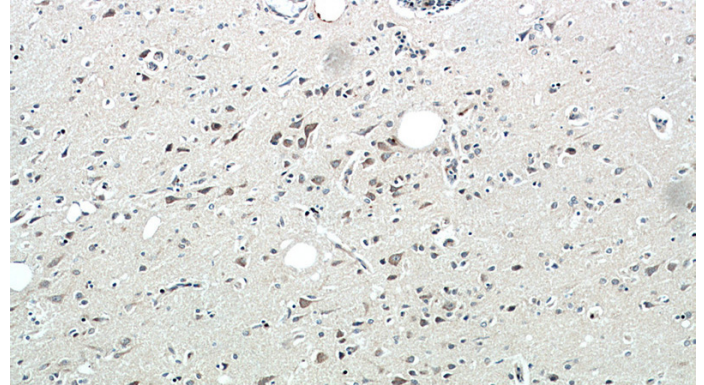
Dilutions

Recommended Dilution:

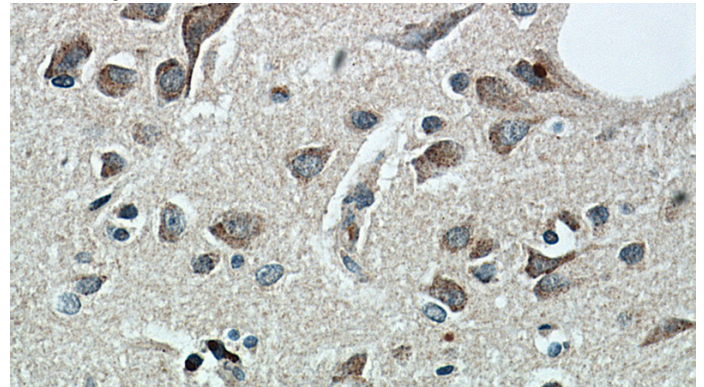
WB: 1:500-1:5000

IHC: 1:20-1:200

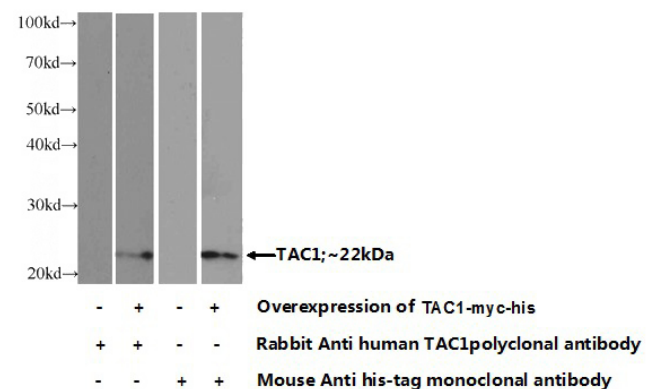
Validations



Immunohistochemical of paraffin-embedded human brain using Catalog No:115966(TAC1 antibody) at dilution of 1:50 (under 10x lens)



Immunohistochemical of paraffin-embedded human brain using Catalog No:115966(TAC1 antibody) at dilution of 1:50 (under 40x lens)



Transfected HEK-293 cells were subjected to SDS PAGE followed by western blot with Catalog No:115966(TAC1 Antibody) at dilution of 1:1000