

TEX13A antibody



Catalog Number: 115958

Product name

TEX13A antibody

Specificity

Human, Mouse; other species not tested.

Antibody description

TEX13A Rabbit Polyclonal antibody. Positive WB detected in HL-60 cells, K-562 cells, mouse spermatophore tissue, PC-3 cells. Positive IHC detected in human testis tissue. Observed molecular weight by Western-blot: 46kd

Preparation

This antibody was obtained by immunization of TEX13A recombinant protein (Accession Number: NM_031274). Purification method: Antigen affinity purified.

Formulation

PBS with 0.02% sodium azide and 50% glycerol pH 7.3.

Storage

Store at -20°C. DO NOT ALIQUOT

Clonality

Polyclonal

Ig Type

Rabbit IgG

Applications

ELISA, WB, IHC


Dilutions

Recommended Dilution:

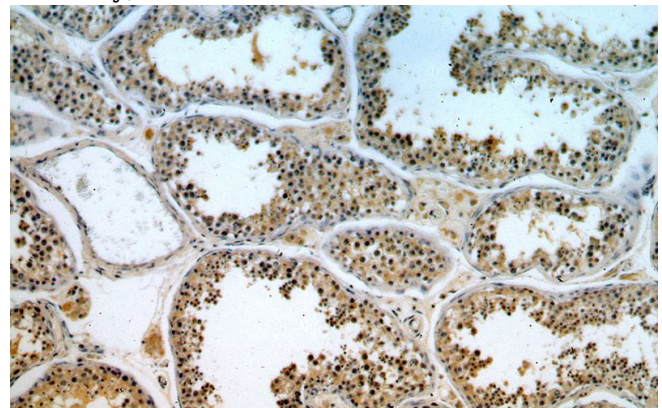
WB: 1:500-1:5000

IHC: 1:20-1:200

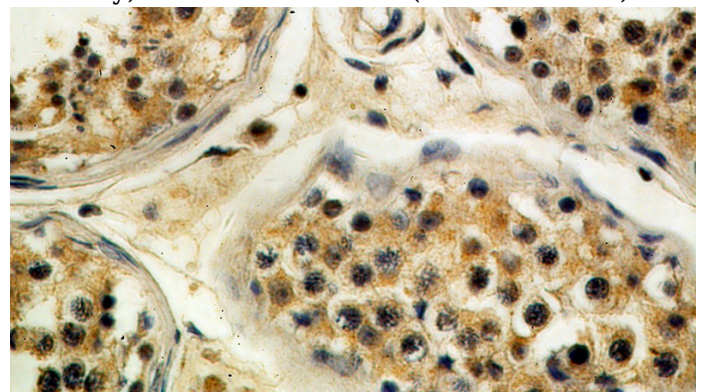
Validations



HL-60 cells were subjected to SDS PAGE followed by western blot with Catalog No:115958(TEX13A antibody) at dilution of 1:500



Immunohistochemical of paraffin-embedded human testis using Catalog No:115958(TEX13A antibody) at dilution of 1:100 (under 10x lens)



Immunohistochemical of paraffin-embedded human testis using Catalog No:115958(TEX13A antibody) at dilution of 1:100 (under 40x lens)