

# TEKT4 antibody



Catalog Number: 115939

## Product name

TEKT4 antibody

WB: 1:500-1:5000

IP: 1:200-1:2000

## Specificity


Human, Mouse, Rat; other species not tested.

IHC: 1:20-1:200

## Antibody description

TEKT4 Rabbit Polyclonal antibody. Positive IHC detected in human kidney tissue, human lung tissue, human skin tissue, human spleen tissue. Positive IP detected in HeLa cells. Positive WB detected in HEK-293 cells, HeLa cells, human testis tissue. Observed molecular weight by Western-blot: 52 kDa

## Validations



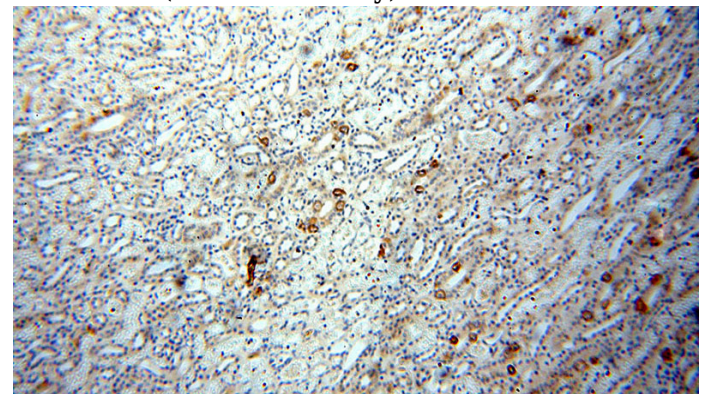
## Preparation

This antibody was obtained by immunization of TEKT4 recombinant protein (Accession Number: NM\_144705). Purification method: Antigen affinity purified.

HEK-293 cells were subjected to SDS PAGE followed by western blot with Catalog No:115939(TEKT4 antibody) at dilution of 1:500

## Formulation

PBS with 0.02% sodium azide and 50% glycerol pH 7.3.



## Storage

Store at -20°C. DO NOT ALIQUOT

## Clonality

Polyclonal

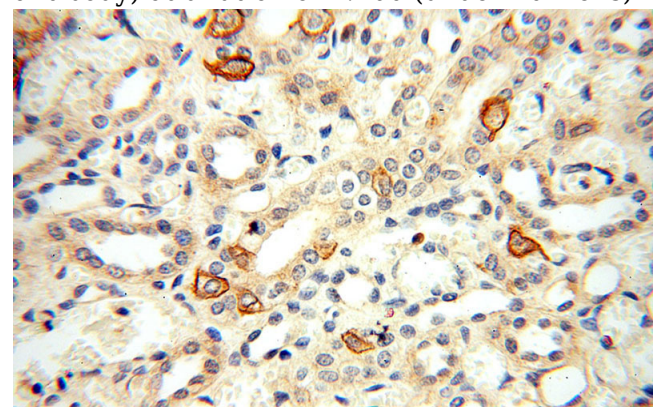
Immunohistochemical of paraffin-embedded human kidney using Catalog No:115939(TEKT4 antibody) at dilution of 1:100 (under 10x lens)

## Ig Type

Rabbit IgG

## Applications

ELISA, WB, IHC, IP



## Dilutions

Recommended Dilution:

# TEKT4 antibody

Catalog Number: 115939

---

Immunohistochemical of paraffin-embedded human kidney using Catalog No:115939(TEKT4 antibody) at dilution of 1:100 (under 40x lens)

IP Result of anti-TEKT4 (IP:Catalog No:115939, 4ug; Detection:Catalog No:115939 1:500) with HeLa cells lysate 1200ug.

