

TEKT1 antibody

Catalog Number: 115936

Product name

TEKT1 antibody

IHC: 1:20-1:200

IF: 1:10-1:100

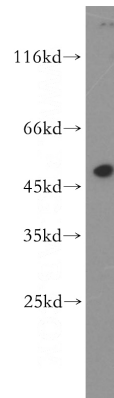
Specificity

Human, Mouse, Rat; other species not tested.

Antibody description

TEKT1 Rabbit Polyclonal antibody. Positive IF detected in HepG2 cells, MCF-7 cells. Positive IHC detected in human testis tissue. Positive WB detected in human brain tissue, human testis tissue, rat testis tissue. Observed molecular weight by Western-blot: 48-50 kDa

Validations



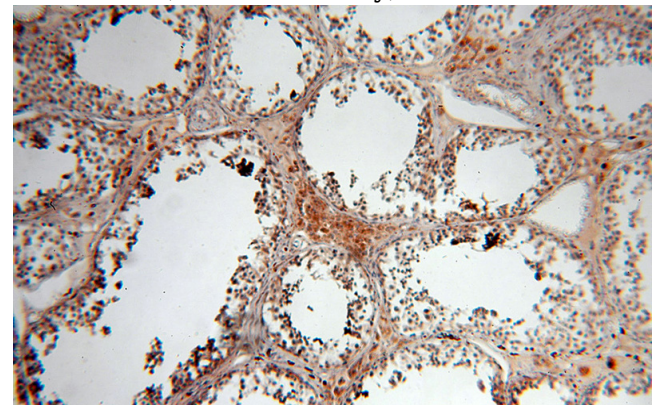
Preparation

This antibody was obtained by immunization of TEKT1 recombinant protein (Accession Number: NM_053285). Purification method: Antigen affinity purified.

human brain tissue were subjected to SDS PAGE followed by western blot with Catalog No:115936(TEKT1 antibody) at dilution of 1:500

Formulation

PBS with 0.02% sodium azide and 50% glycerol pH 7.3.



Storage

Store at -20°C. DO NOT ALIQUOT

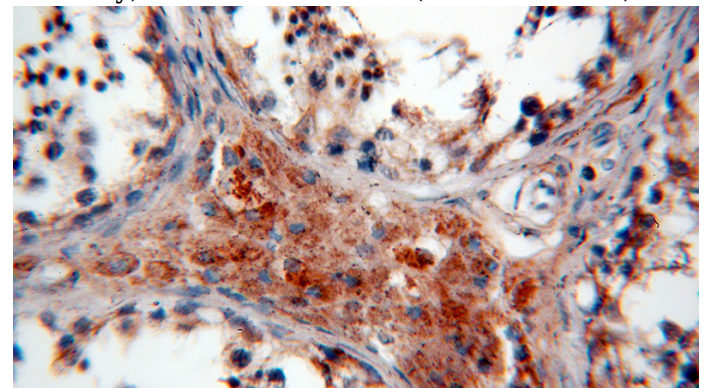
Clonality

Polyclonal

Immunohistochemical of paraffin-embedded human testis using Catalog No:115936(TEKT1 antibody) at dilution of 1:100 (under 10x lens)

Ig Type

Rabbit IgG



Applications

ELISA, WB, IHC, IF

Dilutions

Recommended Dilution:

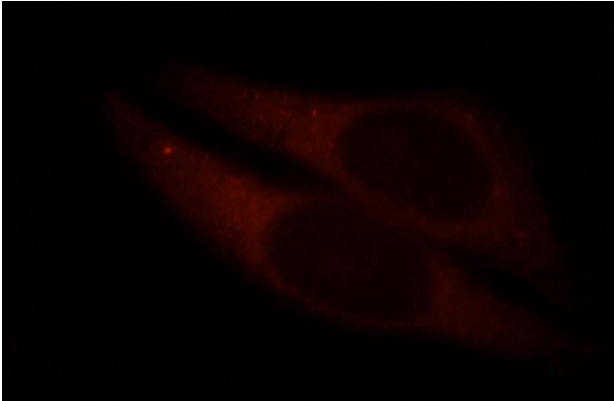
WB: 1:500-1:5000

Immunohistochemical of paraffin-embedded human testis using Catalog No:115936(TEKT1

TEKT1 antibody

Catalog Number: 115936

antibody) at dilution of 1:100 (under 40x lens)



Immunofluorescent analysis of HepG2 cells, using TEKT1 antibody Catalog No:115936 at 1:25 dilution and Rhodamine-labeled goat anti-rabbit IgG (red).