

TCTN2 antibody

Catalog Number: 115920

Product name

TCTN2 antibody

IF: 1:20-1:200

Specificity

Human, Mouse, Rat; other species not tested.

Antibody description

TCTN2 Rabbit Polyclonal antibody. Positive IF detected in hTERT-RPE1 cells. Positive IHC detected in human liver tissue. Positive IP detected in RPE1 cells (siRNA).

Preparation

This antibody was obtained by immunization of TCTN2 recombinant protein (Accession Number: NM_024809). Purification method: Antigen affinity purified.

Formulation

PBS with 0.02% sodium azide and 50% glycerol pH 7.3.

Storage

Store at -20°C. DO NOT ALIQUOT

Clonality

Polyclonal

Ig Type

Rabbit IgG

Applications

ELISA, IP, IF, IHC

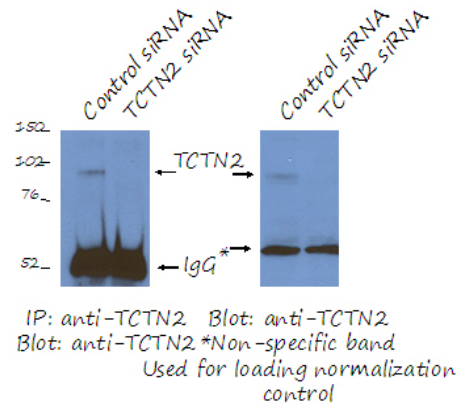
Dilutions

Recommended Dilution:

IP: 1:200-1:2000

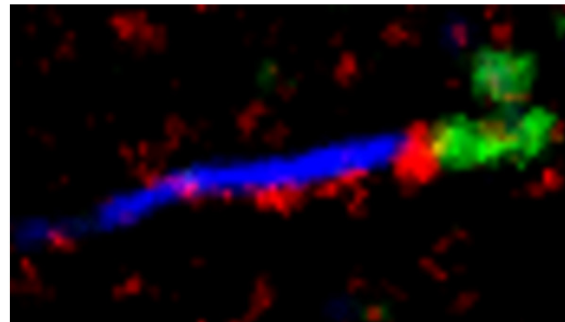
IHC: 1:20-1:200

Validations



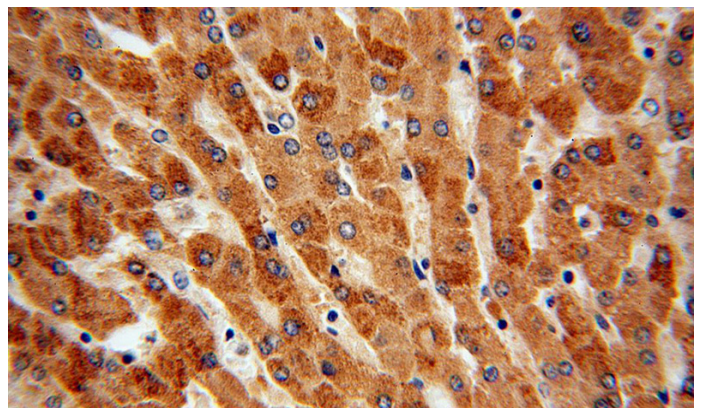
IP result of Human RPE1 cell from Dr. Kevin Corbit. anti-TCTN2 (Catalog No: 115920).

Basal body/TCTN2/cilia



Human hTERT-RPE1 cells

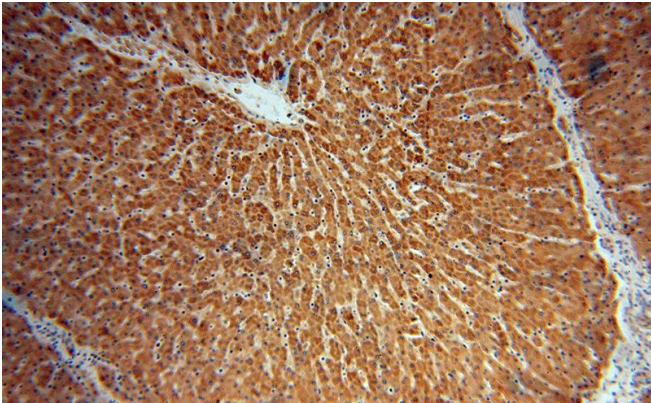
IF result from Dr. Corbit, Kevin. anti-TCTN2 (Catalog No: 115920) mark the transition zone of Human hTERT-RPE1 cells.



Immunohistochemical of paraffin-embedded human liver using Catalog No: 115920 (TCTN2 antibody) at dilution of 1:100 (under 40x lens)

TCTN2 antibody

Catalog Number: 115920



Immunohistochemical of paraffin-embedded human liver using Catalog No:115920(TCTN2 antibody) at dilution of 1:100 (under 10x lens)