

TBX18 antibody



Catalog Number: 115887

Product name

TBX18 antibody

Immunogen

[Human TBX18 Recombinant protein \(His tag\)](#)

Specificity

Human, Mouse, Rat; other species not tested.

Antibody description

TBX18 Rabbit Polyclonal antibody. Positive IHC detected in human kidney tissue, human breast cancer tissue. Positive WB detected in HeLa cells, HEK-293 cells, human placenta tissue, mouse kidney tissue, rat kidney tissue. Observed molecular weight by Western-blot: 65-70 kDa

Preparation

This antibody was obtained by immunization of TBX18 recombinant protein (Accession Number: NM_001080508). Purification method: Antigen Affinity purified.

Formulation

PBS with 0.02% sodium azide and 50% glycerol pH 7.3.

Storage

Store at -20°C. DO NOT ALIQUOT

Clonality

Polyclonal

Ig Type

Rabbit IgG

Applications

ELISA, WB, IHC


Dilutions

Recommended Dilution:

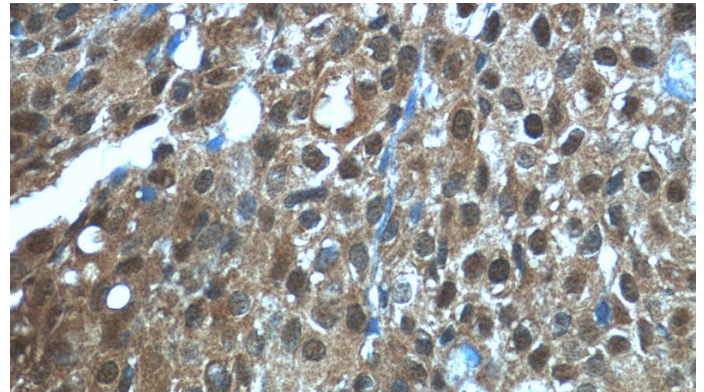
WB: 1:500-1:5000

IHC: 1:20-1:200

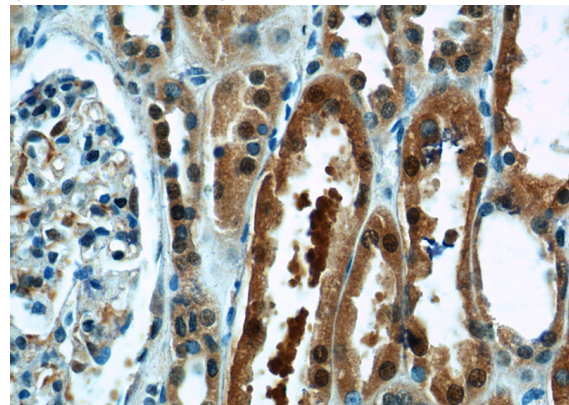
Validations



HeLa cells were subjected to SDS PAGE followed by western blot with Catalog No:115887(TBX18 antibody) at dilution of 1:1000



Immunohistochemistry of paraffin-embedded human breast cancer tissue slide using Catalog No:115887(TBX18 Antibody) at dilution of 1:50 (under 40x lens)



TBX18 antibody



Catalog Number: 115887

Immunohistochemistry of paraffin-embedded human kidney tissue slide using Catalog

No:115887(TBX18 Antibody) at dilution of 1:50 (under 40x lens)