

TAX1BP3 antibody



Catalog Number: 115859

Product name

TAX1BP3 antibody

Immunogen

[Human TAX1BP3 Recombinant protein \(GST tag\)](#)

Specificity

Human, Mouse, Rat; other species not tested.

Antibody description

TAX1BP3 Rabbit Polyclonal antibody. Positive WB detected in mouse ovary tissue, A2780 cells. Positive IHC detected in human small intestine tissue, human kidney tissue, human lung cancer tissue. Observed molecular weight by Western-blot: 15-17kd

Preparation

This antibody was obtained by immunization of TAX1BP3 recombinant protein (Accession Number: NM_014604). Purification method: Antigen affinity purified.

Formulation

PBS with 0.1% sodium azide and 50% glycerol pH 7.3.

Storage

Store at -20°C. DO NOT ALIQUOT

Clonality

Polyclonal

Ig Type

Rabbit IgG

Applications

ELISA, WB, IHC


Dilutions

Recommended Dilution:

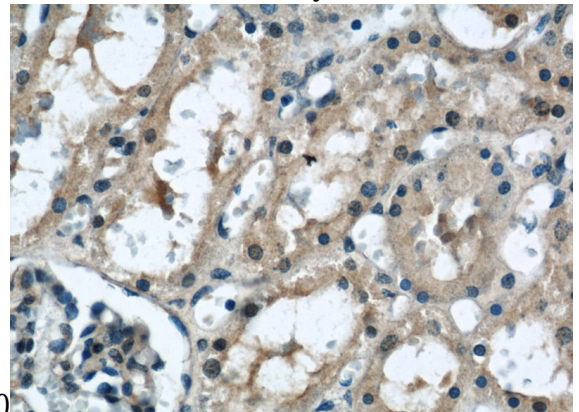
WB: 1:500-1:5000

IHC: 1:20-1:200

Validations

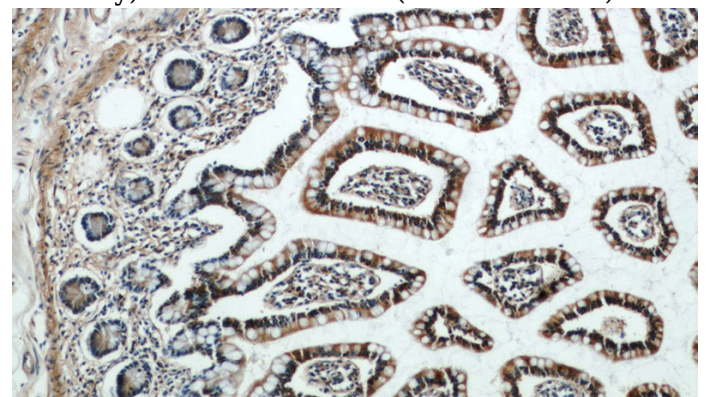


mouse ovary tissue were subjected to SDS PAGE followed by western blot with Catalog No:115859(TAX1BP3 antibody) at dilution of



1:1000

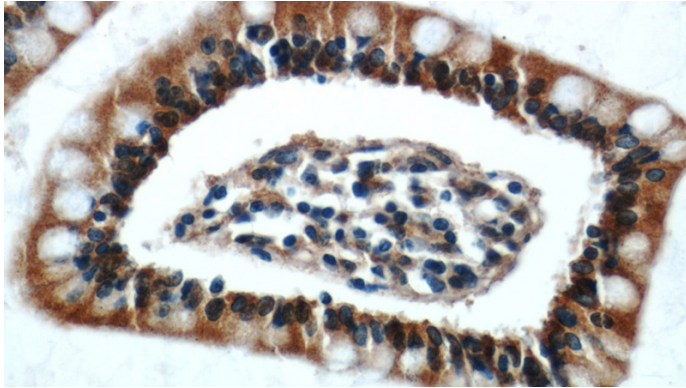
Immunohistochemical of paraffin-embedded human kidney using Catalog No:115859(TAX1BP3 antibody) at dilution of 1:50 (under 40x lens)



TAX1BP3 antibody

Catalog Number: 115859

Immunohistochemical of paraffin-embedded human small intestine using Catalog No:115859(TAX1BP3 antibody) at dilution of 1:50 (under 10x lens)



Immunohistochemical of paraffin-embedded human small intestine using Catalog No:115859(TAX1BP3 antibody) at dilution of 1:50 (under 40x lens)