

TARS2 antibody

Catalog Number: 115854

Product name

TARS2 antibody

IP: 1:200-1:2000

IF: 1:20-1:200

Specificity

Human, Mouse, Rat; other species not tested.

Antibody description

TARS2 Rabbit Polyclonal antibody. Positive IF detected in HepG2 cells. Positive IP detected in mouse liver tissue. Positive WB detected in HepG2 cells, HeLa cells, mouse liver tissue. Observed molecular weight by Western-blot: 81 kDa

Preparation

This antibody was obtained by immunization of TARS2 recombinant protein (Accession Number: NM_025150). Purification method: Antigen affinity purified.

Formulation

PBS with 0.02% sodium azide and 50% glycerol pH 7.3.

Storage

Store at -20°C. DO NOT ALIQUOT

Clonality

Polyclonal

Ig Type

Rabbit IgG

Applications


ELISA, WB, IP, IF

Dilutions

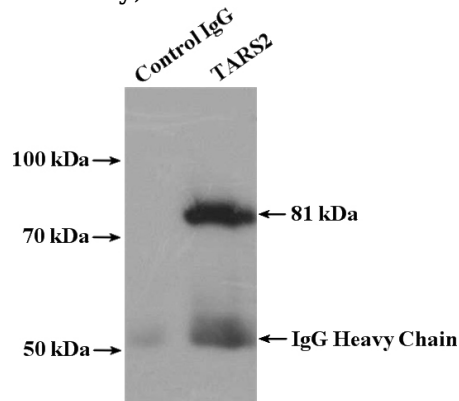
Recommended Dilution:

WB: 1:200-1:2000

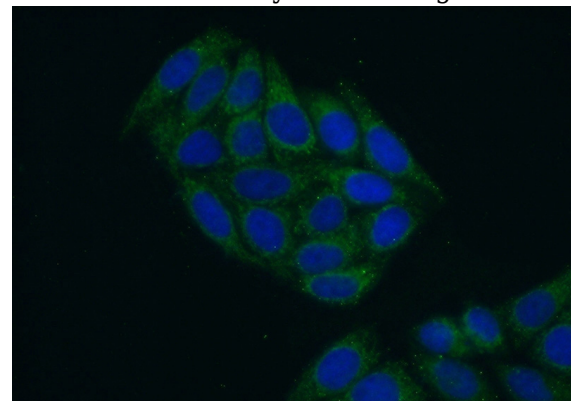
Validations



HepG2 cells were subjected to SDS PAGE followed by western blot with Catalog No:115854(TARS2 Antibody) at dilution of 1:600



IP Result of anti-TARS2 (IP:Catalog No:115854, 4ug; Detection:Catalog No:115854 1:600) with mouse liver tissue lysate 4000ug.



Immunofluorescent analysis of (10% Formaldehyde) fixed HepG2 cells using Catalog

TARS2 antibody



Catalog Number: 115854

No:115854(TARS2 Antibody) at dilution of 1:50

and Alexa Fluor 488-conjugated AffiniPure Goat
Anti-Rabbit IgG(H+L)