

Syntaxin 18 antibody



Catalog Number: 115795

Product name

Syntaxin 18 antibody

IHC: 1:20-1:200


Specificity

Human, Mouse, Rat; other species not tested.

Antibody description

Syntaxin 18 Rabbit Polyclonal antibody. Positive IHC detected in human endometrial cancer tissue. Positive WB detected in human liver tissue, human spleen tissue. Observed molecular weight by Western-blot: 42kd

Validations



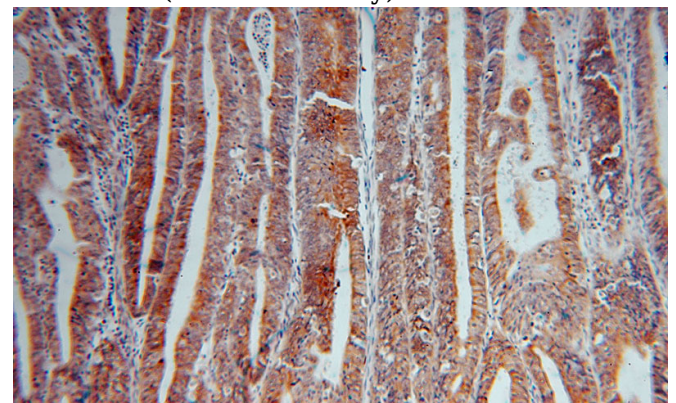
Preparation

This antibody was obtained by immunization of Syntaxin 18 recombinant protein (Accession Number: NM_016930). Purification method: Antigen affinity purified.

human liver tissue were subjected to SDS PAGE followed by western blot with Catalog No:115795(STX18 antibody) at dilution of 1:500

Formulation

PBS with 0.02% sodium azide and 50% glycerol pH 7.3.



Storage

Store at -20°C. DO NOT ALIQUOT

Clonality

Polyclonal

Ig Type

Rabbit IgG

Applications

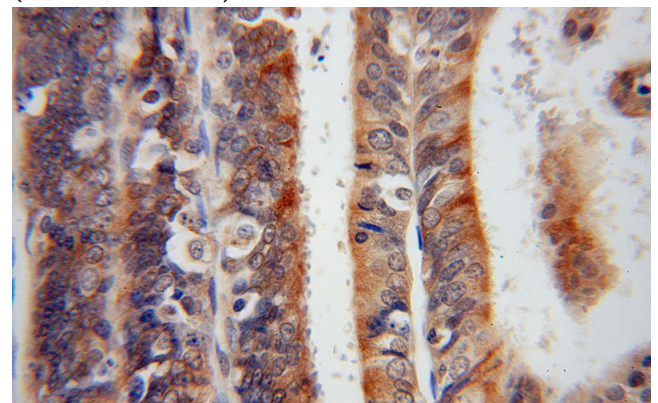
ELISA, WB, IHC

Dilutions

Recommended Dilution:

WB: 1:500-1:5000

Immunohistochemical of paraffin-embedded human endometrial cancer using Catalog No:115795(STX18 antibody) at dilution of 1:100 (under 10x lens)



Immunohistochemical of paraffin-embedded human endometrial cancer using Catalog

Syntaxin 18 antibody



Catalog Number: 115795

No:115795(STX18 antibody) at dilution of 1:100 (under 40x lens)