

Syntaxin 12 antibody



Catalog Number: 115792

Product name

Syntaxin 12 antibody

Recommended Dilution:

WB: 1:500-1:5000

Specificity

Human, Mouse, Rat; other species not tested.

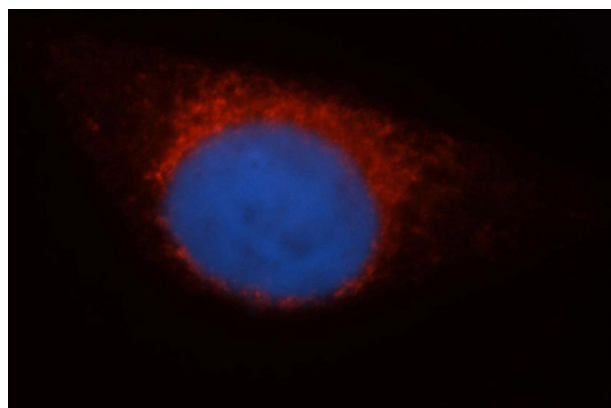
IHC: 1:20-1:200

IF: 1:20-1:200

Antibody description

Syntaxin 12 Rabbit Polyclonal antibody. Positive FC detected in HepG2 cells. Positive IF detected in HepG2 cells. Positive IHC detected in human lung cancer tissue, human brain tissue, human kidney tissue, human pancreas tissue. Positive WB detected in mouse brain tissue, BxPC-3 cells, human brain tissue, human heart tissue, mouse heart tissue. Observed molecular weight by Western-blot: 33kd, 39kd, 66kd

Validations



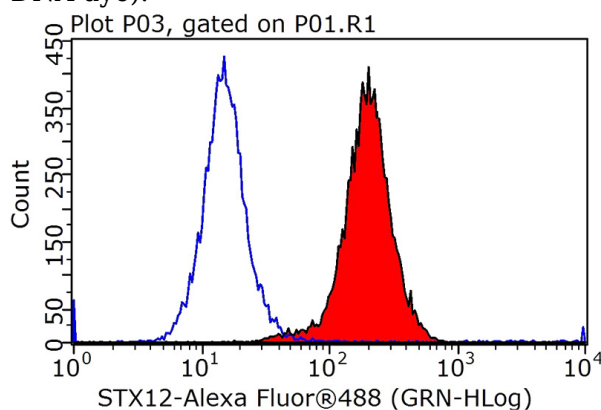
Preparation

This antibody was obtained by immunization of Syntaxin 12 recombinant protein (Accession Number: NM_177424). Purification method: Antigen affinity purified.

Immunofluorescent analysis of HepG2 cells, using STX12 antibody Catalog No:115792 at 1:50 dilution and Rhodamine-labeled goat anti-rabbit IgG (red). Blue pseudocolor = DAPI (fluorescent DNA dye).

Formulation

PBS with 0.02% sodium azide and 50% glycerol pH 7.3.



Storage

Store at -20°C. DO NOT ALIQUOT

Clonality

Polyclonal

Ig Type

Rabbit IgG

Applications

ELISA, WB, IHC, IF, FC

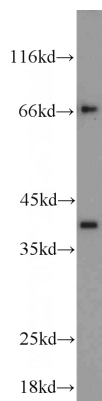
Dilutions

1X10⁶ HepG2 cells were stained with 0.2ug STX12 antibody (Catalog No:115792, red) and control antibody (blue). Fixed with 90% MeOH blocked with 3% BSA (30 min). Alexa Fluor 488-conjugated AffiniPure Goat Anti-Rabbit IgG(H+L)

Syntaxin 12 antibody

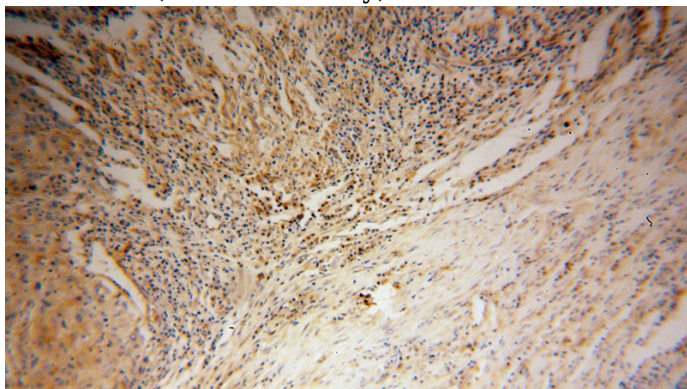


Catalog Number: 115792

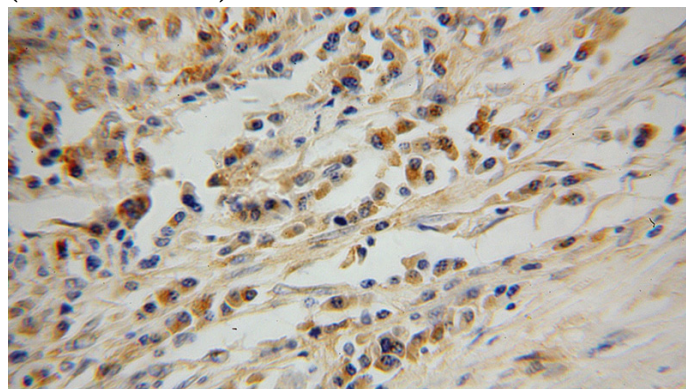


with dilution 1:100.

mouse brain tissue were subjected to SDS PAGE followed by western blot with Catalog No:115792(STX12 antibody) at dilution of 1:1000



Immunohistochemical of paraffin-embedded human lung cancer using Catalog No:115792(STX12 antibody) at dilution of 1:100 (under 10x lens)



Immunohistochemical of paraffin-embedded human lung cancer using Catalog No:115792(STX12 antibody) at dilution of 1:100 (under 40x lens)