

Synaptotagmin-1 antibody



Catalog Number: 115771

Product name

Synaptotagmin-1 antibody

IP: 1:200-1:2000

IHC: 1:20-1:200


Specificity

Human, Mouse; other species not tested.

Validations

Antibody description

Synaptotagmin-1 Rabbit Polyclonal antibody. Positive IHC detected in human liver cancer tissue. Positive WB detected in human liver tissue, mouse testis tissue, Y79 cells. Positive IP detected in mouse testis tissue. Observed molecular weight by Western-blot: 65 kDa ,47 kDa



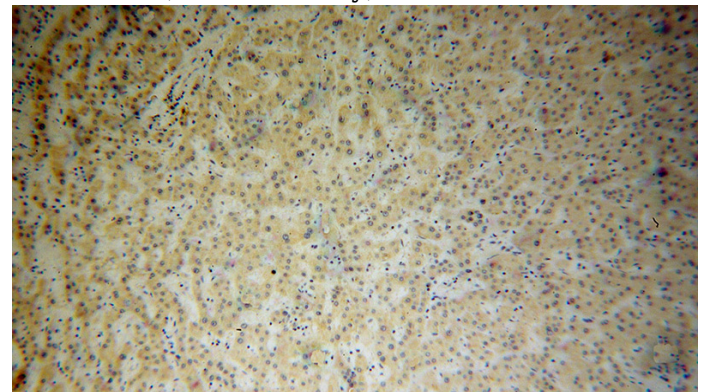
Preparation

This antibody was obtained by immunization of Synaptotagmin-1 recombinant protein (Accession Number: XM_047429483). Purification method: Antigen affinity purified.

human liver tissue were subjected to SDS PAGE followed by western blot with Catalog No:115771(SYT1 antibody) at dilution of 1:1000

Formulation

PBS with 0.02% sodium azide and 50% glycerol pH 7.3.



Storage

Store at -20°C. DO NOT ALIQUOT

Clonality

Polyclonal

Immunohistochemical of paraffin-embedded human liver cancer using Catalog No:115771(SYT1 antibody) at dilution of 1:100 (under 10x lens)

Ig Type

Rabbit IgG

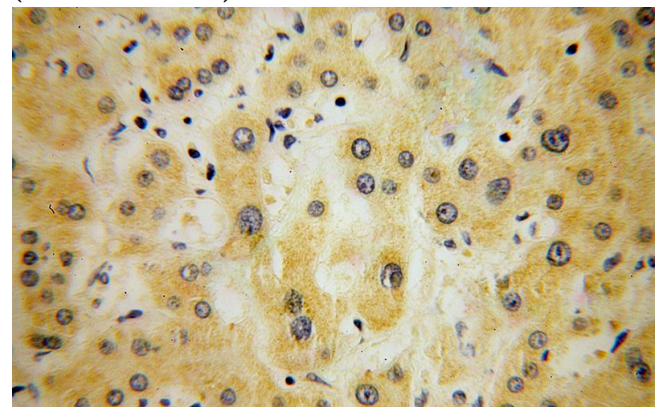
Applications

ELISA, WB, IHC, IP

Dilutions

Recommended Dilution:

WB: 1:200-1:2000



Immunohistochemical of paraffin-embedded

Synaptotagmin-1 antibody

Catalog Number: 115771

human liver cancer using Catalog No:115771(SYT1 antibody) at dilution of 1:100 (under 40x lens)

IP Result of anti-SYT1 (IP:Catalog No:115771, 4ug; Detection:Catalog No:115771 1:500) with mouse testis tissue lysate 4000ug.

