

STMN2 antibody

Catalog Number: 115726

Product name

STMN2 antibody

WB: 1:1000-1:10000

IP: 1:500-1:5000

Specificity

Human, Mouse, Rat; other species not tested.


IHC: 1:20-1:200

IF: 1:10-1:100

Antibody description

STMN2 Rabbit Polyclonal antibody. Positive IF detected in SH-SY5Y cells. Positive IHC detected in human medulloblastoma tissue. Positive IP detected in mouse brain tissue. Positive WB detected in mouse brain tissue, mouse cerebellum tissue. Observed molecular weight by Western-blot: 18-21kd

Validations



Preparation

This antibody was obtained by immunization of STMN2 recombinant protein (Accession Number: NM_007029). Purification method: Antigen affinity purified.

mouse brain tissue were subjected to SDS PAGE followed by western blot with Catalog No:115726(STMN2 antibody) at dilution of 1:2000

Formulation

PBS with 0.1% sodium azide and 50% glycerol pH 7.3.

Storage

Store at -20°C. DO NOT ALIQUOT

Clonality

Polyclonal

Ig Type


Rabbit IgG

Applications

ELISA, IHC, IP, WB, IF

Dilutions

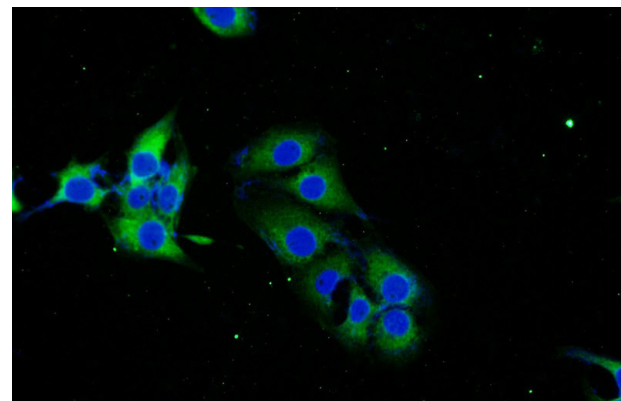
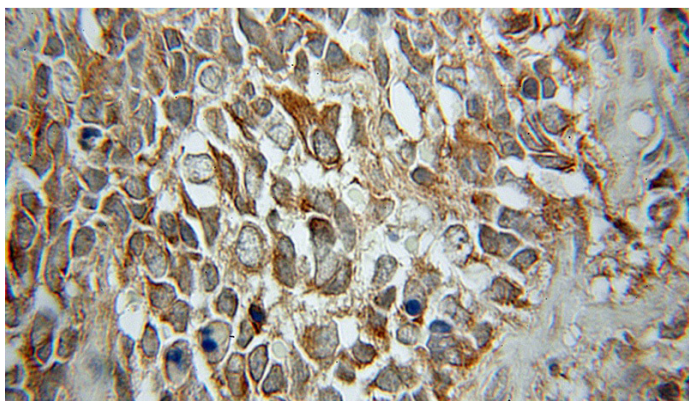
Recommended Dilution:



IP Result of anti-STMN2 (IP:Catalog No:115726, 3ug; Detection:Catalog No:115726 1:1000) with mouse brain tissue lysate 9500ug.

STMN2 antibody

Catalog Number: 115726



Immunohistochemical of paraffin-embedded human medulloblastoma using Catalog No:115726(STMN2 antibody) at dilution of 1:100 (under 10x lens)

Immunofluorescent analysis of SH-SY5Y cells using Catalog No:115726(STMN2 Antibody) at dilution of 1:25 and Alexa Fluor 488-conjugated AffiniPure Goat Anti-Rabbit IgG(H+L)