

# STAM2 antibody



Catalog Number: 115673

## Product name

STAM2 antibody

## Immunogen

[Human STAM2 Recombinant protein \(GST tag\)](#)

## Specificity

Human, Mouse, Rat; other species not tested.

## Antibody description

STAM2 Rabbit Polyclonal antibody. Positive WB detected in mouse brain tissue, HEK-293 cells, HeLa cells, K-562 cells, L02 cells, mouse heart tissue, mouse liver tissue, NIH/3T3 cells. Positive IP detected in mouse brain tissue. Observed molecular weight by Western-blot: 68 kDa

## Preparation

This antibody was obtained by immunization of STAM2 recombinant protein (Accession Number: NM\_005843). Purification method: Antigen affinity purified.

## Formulation

PBS with 0.1% sodium azide and 50% glycerol pH 7.3.

## Storage

Store at -20°C. DO NOT ALIQUOT

## Clonality

Polyclonal

## Ig Type

Rabbit IgG

## Applications

ELISA, WB, IP


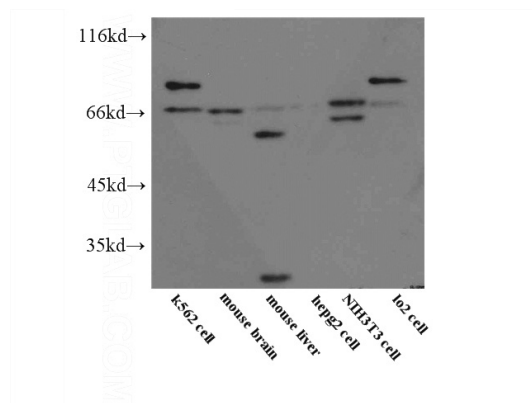
## Dilutions

Recommended Dilution:

WB: 1:500-1:5000

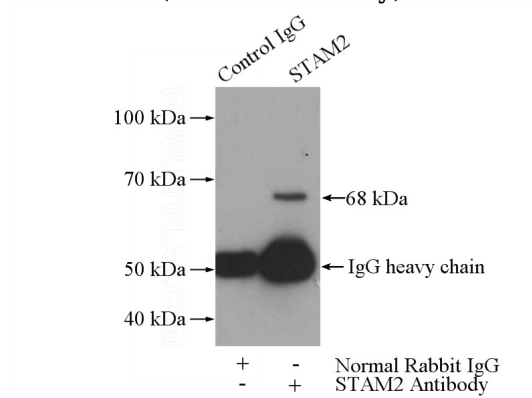
IP: 1:500-1:5000

## Validations



WB result of Catalog No:115673.

mouse brain tissue were subjected to SDS PAGE followed by western blot with Catalog No:115673(STAM2 antibody) at dilution of 1:1000



IP Result of anti-STAM2 (IP:Catalog No:115673, 4ug; Detection:Catalog No:115673 1:1000) with mouse brain tissue lysate 3440ug.