

# SRC 1 antibody

Catalog Number: 115666

## Product name

SRC 1 antibody

## Specificity

Human, Mouse; other species not tested.

## Antibody description

SRC 1 Rabbit Polyclonal antibody. Positive WB detected in mouse testis tissue, MCF-7 cells, PC-3 cells. Positive IHC detected in human testis tissue. Observed molecular weight by Western-blot: 140-180 kDa

## Preparation

This antibody was obtained by immunization of Peptide (Accession Number: XM\_047446152). Purification method: Antigen affinity purified.

## Formulation

PBS with 0.02% sodium azide and 50% glycerol pH 7.3.

## Storage

Store at -20°C. DO NOT ALIQUOT

## Clonality

Polyclonal

## Ig Type

Rabbit IgG

## Applications

ELISA, WB, IHC


## Dilutions

Recommended Dilution:

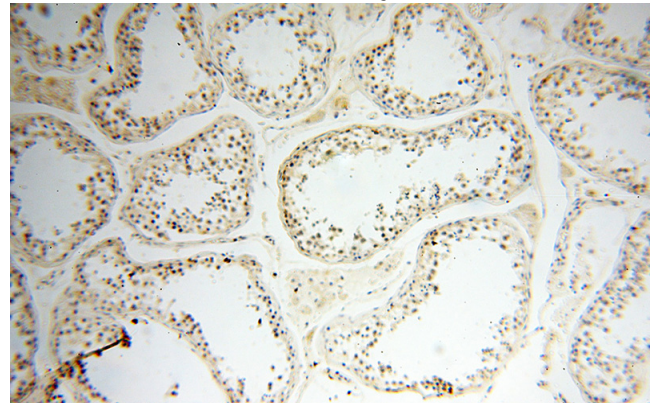
WB: 1:500-1:5000

IHC: 1:20-1:200

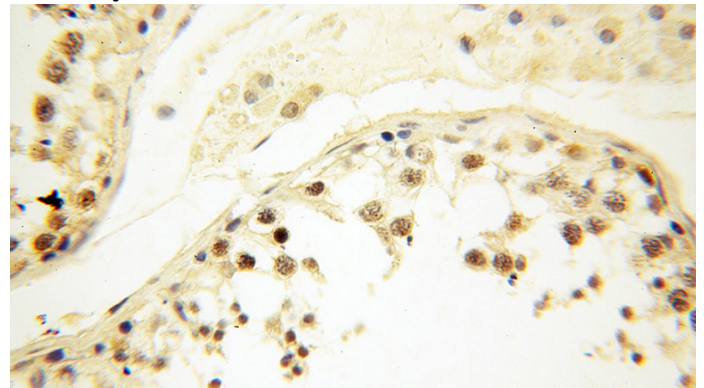
## Validations



mouse testis tissue were subjected to SDS PAGE followed by western blot with Catalog No:115666(NCOA1 antibody) at dilution of 1:400



Immunohistochemical of paraffin-embedded human testis using Catalog No:115666(NCOA1 antibody) at dilution of 1:100 (under 10x lens)



Immunohistochemical of paraffin-embedded human testis using Catalog No:115666(NCOA1 antibody) at dilution of 1:100 (under 40x lens)