

ST3GAL5 antibody



Catalog Number: 115625

Product name

ST3GAL5 antibody

IHC: 1:20-1:200

Specificity

Human, Mouse, Rat; other species not tested.

Antibody description

ST3GAL5 Rabbit Polyclonal antibody. Positive IHC detected in human skeletal muscle tissue. Positive WB detected in HEK-293 cells, HeLa cells, human placenta tissue, human testis tissue, Jurkat cells, K-562 cells. Observed molecular weight by Western-blot: 45-50kd

Preparation

This antibody was obtained by immunization of ST3GAL5 recombinant protein (Accession Number: NM_003896). Purification method: Antigen affinity purified.

Formulation

PBS with 0.02% sodium azide and 50% glycerol pH 7.3.

Storage

Store at -20°C. DO NOT ALIQUOT

Clonality

Polyclonal

Ig Type

Rabbit IgG

Applications


ELISA, WB, IHC

Dilutions

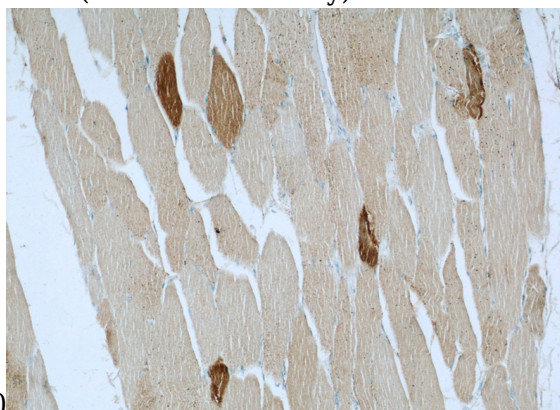
Recommended Dilution:

WB: 1:500-1:5000

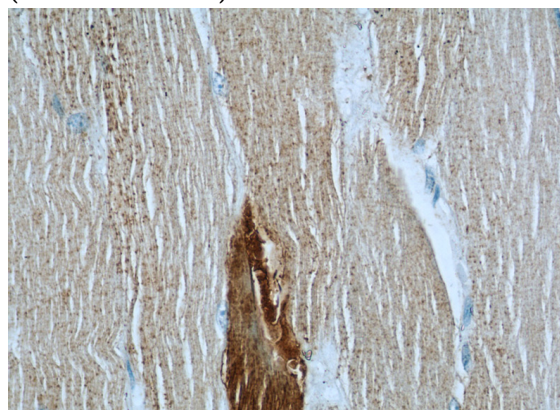
Validations



HEK-293 cells were subjected to SDS PAGE followed by western blot with Catalog No:115625(ST3GAL5 antibody) at dilution of



Immunohistochemical of paraffin-embedded human skeletal muscle using Catalog No:115625(ST3GAL5 antibody) at dilution of 1:50 (under 10x lens)



Immunohistochemical of paraffin-embedded human skeletal muscle using Catalog

ST3GAL5 antibody



Catalog Number: 115625

No:115625(ST3GAL5 antibody) at dilution of 1:50 (under 40x lens)