

**Product name**

SPARC antibody

**Specificity**

Human, Mouse, Rat, Pig; other species not tested.

**Antibody description**

SPARC Rabbit Polyclonal antibody. Positive WB detected in human placenta tissue, A375 cells, human testis tissue. Positive IHC detected in human stomach cancer tissue. Observed molecular weight by Western-blot: 43 kDa, 50 kDa

**Preparation**

This antibody was obtained by immunization of SPARC recombinant protein (Accession Number: NM\_003118). Purification method: Antigen affinity purified.

**Formulation**

PBS with 0.02% sodium azide and 50% glycerol pH 7.3.

**Storage**

Store at -20°C. DO NOT ALIQUOT

**Clonality**

Polyclonal

**Ig Type**

Rabbit IgG

**Applications**


ELISA, WB, IHC

**Dilutions**

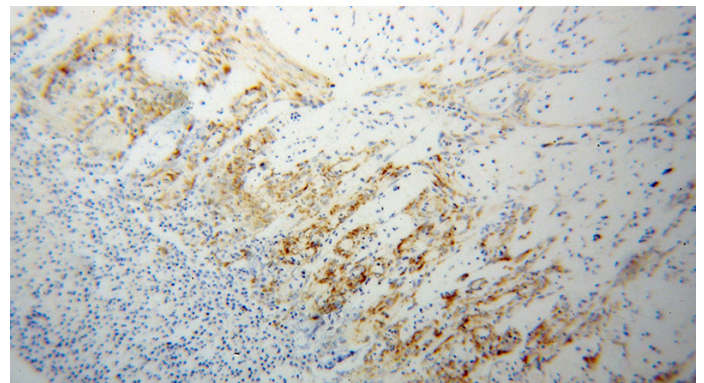
Recommended Dilution:

WB: 1:1000-1:10000

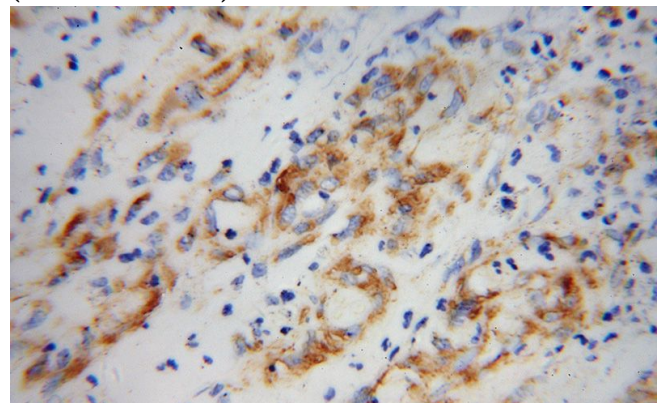
IHC: 1:20-1:200

**Validations**

human placenta tissue were subjected to SDS PAGE followed by western blot with Catalog No:115543(SPARC antibody) at dilution of 1:500



Immunohistochemical of paraffin-embedded human stomach cancer using Catalog No:115543(SPARC antibody) at dilution of 1:100 (under 10x lens)



Immunohistochemical of paraffin-embedded human stomach cancer using Catalog No:115543(SPARC antibody) at dilution of 1:100

# SPARC antibody



Catalog Number: 115543

---

(under 40x lens)