

# SPAG7 antibody



Catalog Number: 115535

## Product name

SPAG7 antibody

## Specificity

human, mouse, rat; other species not tested.

## Antibody description

SPAG7 Rabbit Polyclonal antibody. Positive WB detected in mouse ovary tissue, mouse brain tissue, mouse skeletal muscle tissue. Positive IHC detected in human colon cancer. Observed molecular weight by Western-blot: 31kd

## Preparation

This antibody was obtained by immunization of SPAG7 recombinant protein (Accession Number: NM\_004890). Purification method: Antigen affinity purified.

## Formulation

PBS with 0.02% sodium azide and 50% glycerol pH 7.3.

## Storage

Store at -20°C. DO NOT ALIQUOT

## Clonality

Polyclonal

## Ig Type

Rabbit IgG

## Applications

ELISA, WB, IHC


## Dilutions

Recommended Dilution:

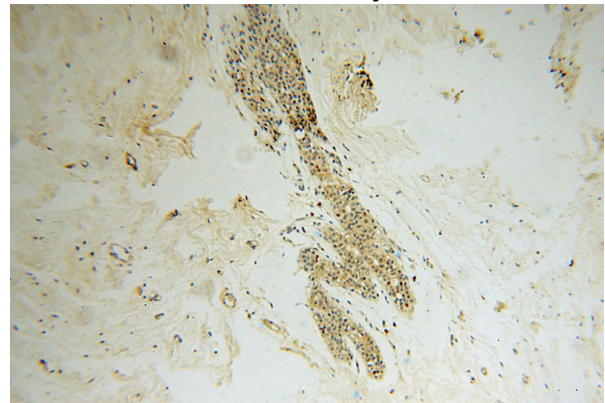
WB: 1:500-1:5000

IHC: 1:20-1:200

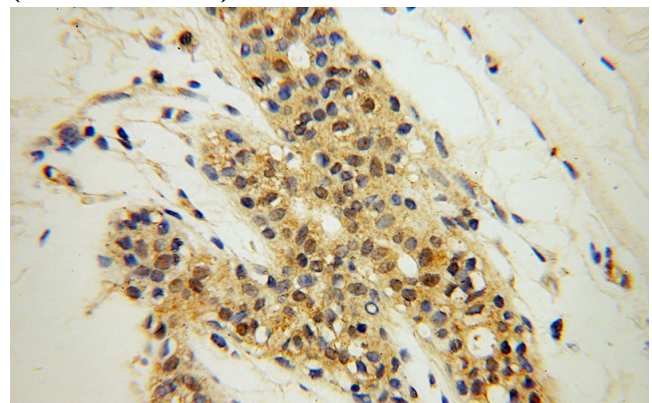
## Validations



mouse ovary tissue were subjected to SDS PAGE followed by western blot with Catalog No:115535(SPAG7 antibody) at dilution of 1:1000



Immunohistochemical of paraffin-embedded human colon cancer using Catalog No:115535(SPAG7 antibody) at dilution of 1:50 (under 10x lens)



Immunohistochemical of paraffin-embedded human colon cancer using Catalog

# SPAG7 antibody



Catalog Number: 115535

---

No:115535(SPAG7 antibody) at dilution of 1:50 (under 40x lens)