

# SPAG4-Specific antibody

Catalog Number: 115532

## Product name

SPAG4-Specific antibody

IHC: 1:20-1:200

IF: 1:20-1:200

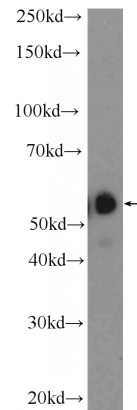
## Specificity

Human, Mouse; other species not tested.

## Validations

## Antibody description

SPAG4-Specific Rabbit Polyclonal antibody.  
Positive IHC detected in mouse testis tissue.  
Positive IF detected in HepG2 cells. Positive WB detected in human testis tissue, HepG2 cells.  
Observed molecular weight by Western-blot: 55 kDa



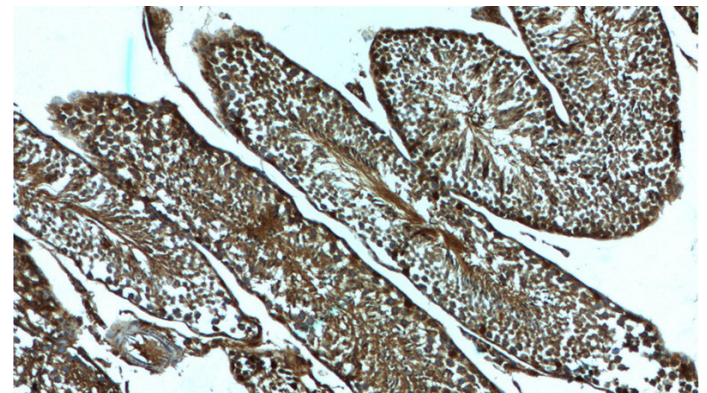
## Preparation

This antibody was obtained by immunization of Peptide (Accession Number: NM\_003116).  
Purification method: Antigen affinity purified.

human testis tissue were subjected to SDS PAGE followed by western blot with Catalog No:115532(SPAG4-Specific Antibody) at dilution of 1:600

## Formulation

PBS with 0.1% sodium azide and 50% glycerol pH 7.3.



## Storage

Store at -20°C. DO NOT ALIQUOT

## Clonality

Polyclonal

## Ig Type

Rabbit IgG

## Applications

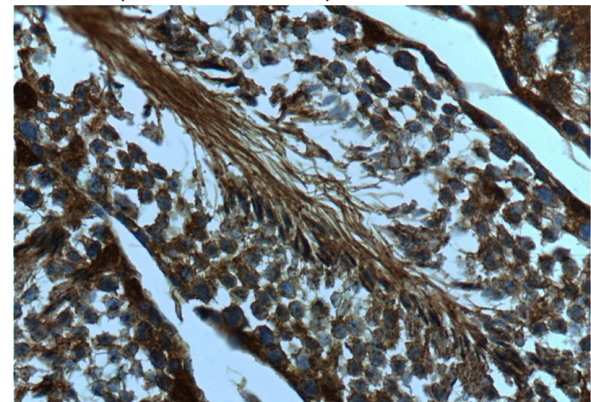
ELISA, WB, IHC, IF

## Dilutions

Recommended Dilution:

WB: 1:200-1:2000

Immunohistochemistry of paraffin-embedded mouse testis tissue slide using Catalog No:115532(SPAG4-Specific Antibody) at dilution of 1:50 (under 10x lens)

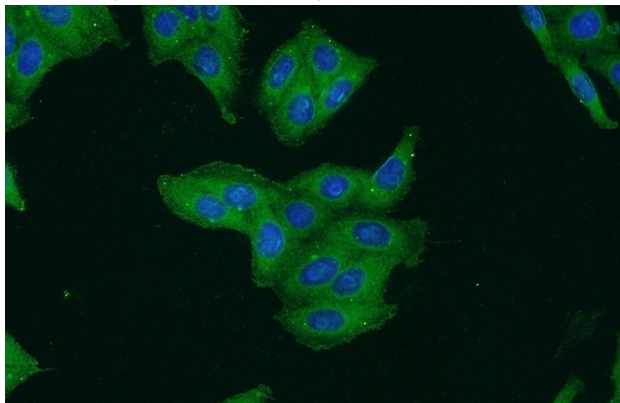


# SPAG4-Specific antibody

Catalog Number: 115532

---

Immunohistochemistry of paraffin-embedded mouse testis tissue slide using Catalog No:115532(SPAG4-Specific Antibody) at dilution of 1:50 (under 40x lens)



Immunofluorescent analysis of HepG2 cells using Catalog No:115532(SPAG4-Specific Antibody) at dilution of 1:50 and Alexa Fluor 488-conjugated AffiniPure Goat Anti-Rabbit IgG(H+L)