

SOX7 antibody

Catalog Number: 115519

Product name

SOX7 antibody

IHC: 1:20-1:200

IF: 1:20-1:200

Specificity

Human, Mouse; other species not tested.

Antibody description

SOX7 Rabbit Polyclonal antibody. Positive WB detected in COLO 320 cells, mouse heart tissue, PC-3 cells. Positive IF detected in PC-3 cells. Positive IHC detected in human colon tissue. Observed molecular weight by Western-blot: 45-50 kDa

Preparation

This antibody was obtained by immunization of SOX7 recombinant protein (Accession Number: NM_031439). Purification method: Antigen Affinity purified.

Formulation

PBS with 0.02% sodium azide and 50% glycerol pH 7.3.

Storage

Store at -20°C. DO NOT ALIQUOT

Clonality

Polyclonal

Ig Type

Rabbit IgG

Applications

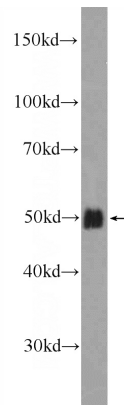
ELISA, WB, IHC, IF

Dilutions

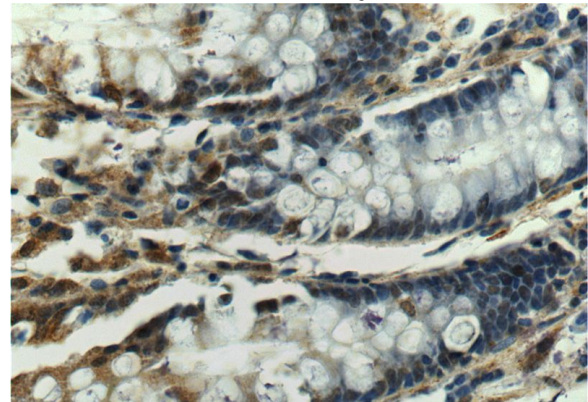
Recommended Dilution:

WB: 1:200-1:2000

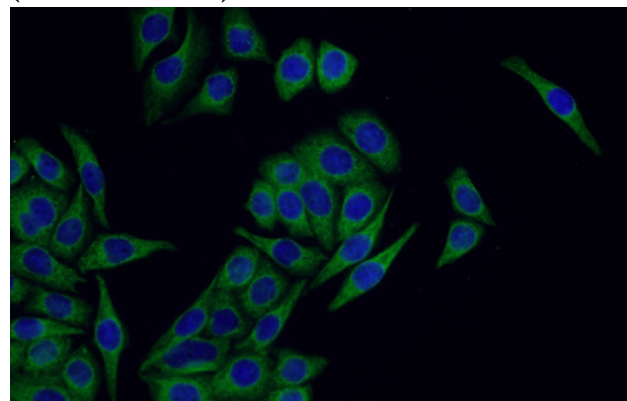
Validations



COLO 320 cells were subjected to SDS PAGE followed by western blot with Catalog No:115519(SOX7 Antibody) at dilution of 1:600



Immunohistochemistry of paraffin-embedded human colon tissue slide using Catalog No:115519(SOX7 Antibody) at dilution of 1:50 (under 40x lens)



Immunofluorescent analysis of PC-3 cells using

SOX7 antibody



Catalog Number: 115519

Catalog No:115519(SOX7 Antibody) at dilution of 1:50 and Alexa Fluor 488-conjugated AffiniPure Goat Anti-Rabbit IgG(H+L)