

SNX5 antibody

Catalog Number: 115483

Product name

SNX5 antibody

IP: 1:200-1:2000

IHC: 1:20-1:200


Specificity

Human, Mouse, Rat; other species not tested.

Antibody description

SNX5 Rabbit Polyclonal antibody. Positive IP detected in mouse kidney tissue. Positive WB detected in Jurkat cells, human kidney tissue, K-562 cells, Neuro-2a cells. Positive IHC detected in human kidney tissue. Observed molecular weight by Western-blot: 47 kDa

Validations



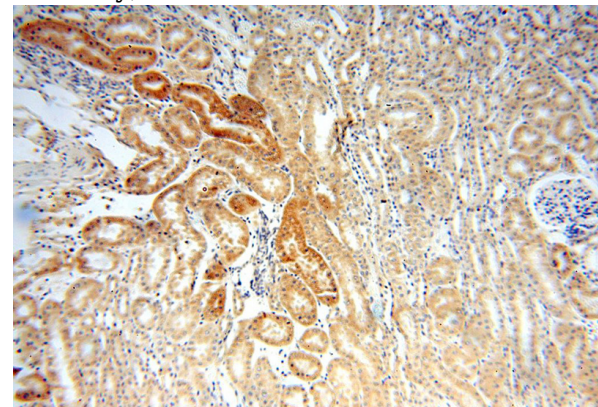
Preparation

This antibody was obtained by immunization of SNX5 recombinant protein (Accession Number: NM_152227). Purification method: Antigen affinity purified.

Jurkat cells were subjected to SDS PAGE followed by western blot with Catalog No:115483(SNX5 antibody) at dilution of 1:500

Formulation

PBS with 0.02% sodium azide and 50% glycerol pH 7.3.



Storage

Store at -20°C. DO NOT ALIQUOT

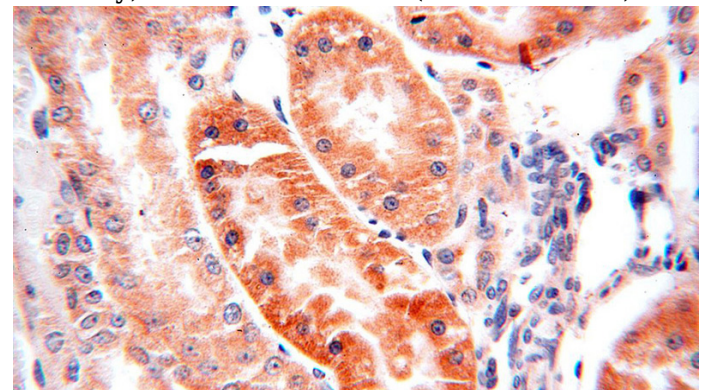
Clonality

Polyclonal

Immunohistochemical of paraffin-embedded human kidney using Catalog No:115483(SNX5 antibody) at dilution of 1:100 (under 10x lens)

Ig Type

Rabbit IgG



Applications

ELISA, WB, IHC, IP

Dilutions

Recommended Dilution:

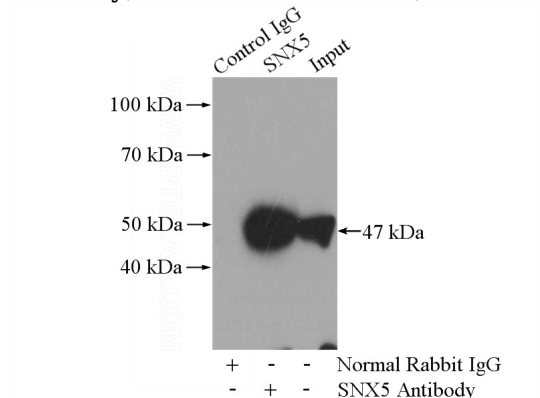
WB: 1:500-1:5000

Immunohistochemical of paraffin-embedded human kidney using Catalog No:115483(SNX5

SNX5 antibody

Catalog Number: 115483

antibody) at dilution of 1:100 (under 40x lens)



IP Result of anti-SNX5 (IP:Catalog No:115483, 4ug; Detection:Catalog No:115483 1:500) with mouse kidney tissue lysate 4000ug.