

SNX27 antibody

Catalog Number: 115479

Product name

SNX27 antibody

Specificity

Human, Mouse, Rat; other species not tested.

Antibody description

SNX27 Rabbit Polyclonal antibody. Positive WB detected in Jurkat cells. Positive IHC detected in human cervical cancer tissue, human tonsillitis tissue. Observed molecular weight by Western blot: 52-60kd

Preparation

This antibody was obtained by immunization of SNX27 recombinant protein (Accession Number: BC012184). Purification method: Antigen affinity purified.

Formulation

PBS with 0.02% sodium azide and 50% glycerol pH 7.3.

Storage

Store at -20°C. DO NOT ALIQUOT

Clonality

Polyclonal

Ig Type

Rabbit IgG

Applications

ELISA, WB, IHC


Dilutions

Recommended Dilution:

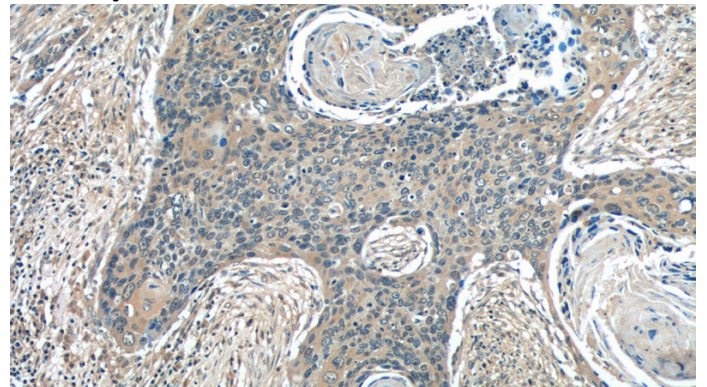
WB: 1:500-1:5000

IHC: 1:20-1:200

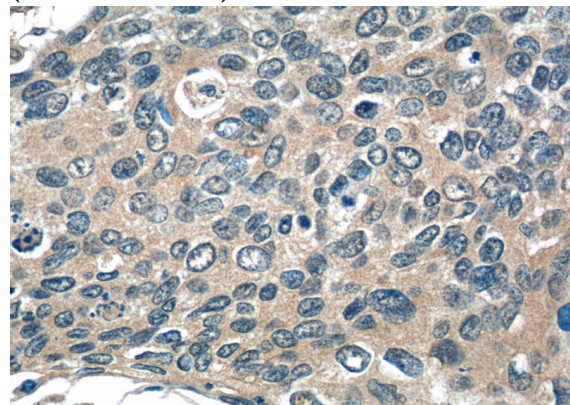
Validations



Jurkat cells were subjected to SDS PAGE followed by western blot with Catalog No:115479(SNX27 antibody) at dilution of 1:1200



Immunohistochemistry of paraffin-embedded human cervical cancer tissue slide using Catalog No:115479(SNX27 Antibody) at dilution of 1:50 (under 10x lens)



Immunohistochemistry of paraffin-embedded human cervical cancer tissue slide using Catalog No:115479(SNX27 Antibody) at dilution of 1:50

SNX27 antibody



Catalog Number: 115479

(under 40x lens)