

SNRPA antibody

Catalog Number: 115456

Product name

SNRPA antibody

Specificity

Human, Mouse, Rat; other species not tested.

Antibody description

SNRPA Rabbit Polyclonal antibody. Positive WB detected in HeLa cells, A431 cells, HEK-293 cells, MCF-7 cells. Positive IHC detected in human cervical cancer tissue. Observed molecular weight by Western-blot: 31 kDa

Preparation

This antibody was obtained by immunization of SNRPA recombinant protein (Accession Number: NM_004596). Purification method: Antigen affinity purified.

Formulation

PBS with 0.1% sodium azide and 50% glycerol pH 7.3.

Storage

Store at -20°C. DO NOT ALIQUOT

Clonality

Polyclonal

Ig Type

Rabbit IgG

Applications

ELISA, WB, IHC


Dilutions

Recommended Dilution:

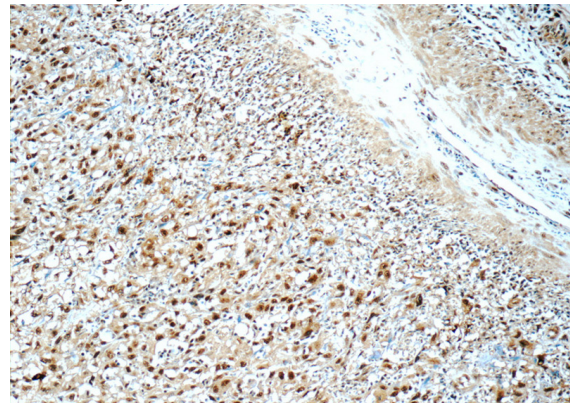
WB: 1:200-1:2000

IHC: 1:20-1:200

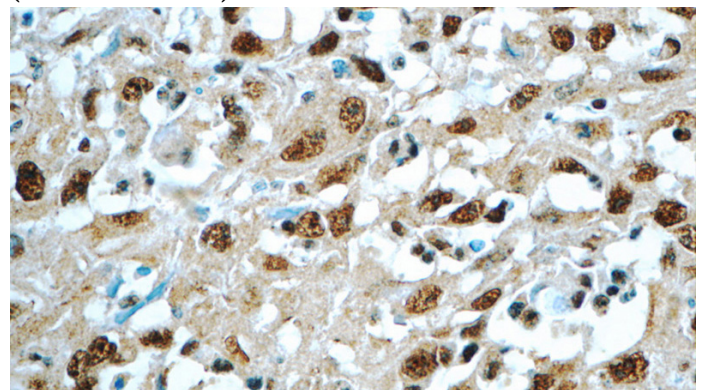
Validations



HeLa cells were subjected to SDS PAGE followed by western blot with Catalog No:115456(SNRPA Antibody) at dilution of 1:600



Immunohistochemistry of paraffin-embedded human cervical cancer tissue slide using Catalog No:115456(SNRPA Antibody) at dilution of 1:50 (under 10x lens)



Immunohistochemistry of paraffin-embedded human cervical cancer tissue slide using Catalog No:115456(SNRPA Antibody) at dilution of 1:50

SNRPA antibody



Catalog Number: 115456

(under 40x lens)