

SNCAIP antibody

Catalog Number: 115450

Product name

SNCAIP antibody

IP: 1:200-1:1000

IHC: 1:20-1:200

Specificity

Human, Mouse; other species not tested.

Antibody description

SNCAIP Rabbit Polyclonal antibody. Positive IHC detected in human kidney tissue. Positive WB detected in mouse brain tissue, fetal human brain tissue. Positive IP detected in mouse brain tissue. Observed molecular weight by Western-blot: 100, 75 kDa

Preparation

This antibody was obtained by immunization of SNCAIP recombinant protein (Accession Number: NM_001242935). Purification method: Antigen affinity purified.

Formulation

PBS with 0.1% sodium azide and 50% glycerol pH 7.3.

Storage

Store at -20°C. DO NOT ALIQUOT

Clonality

Polyclonal

Ig Type

Rabbit IgG

Applications

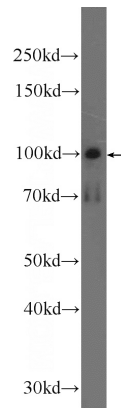
ELISA, WB, IHC, IP

Dilutions

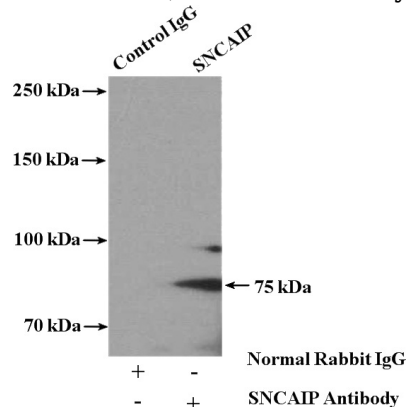
Recommended Dilution:

WB: 1:200-1:1000

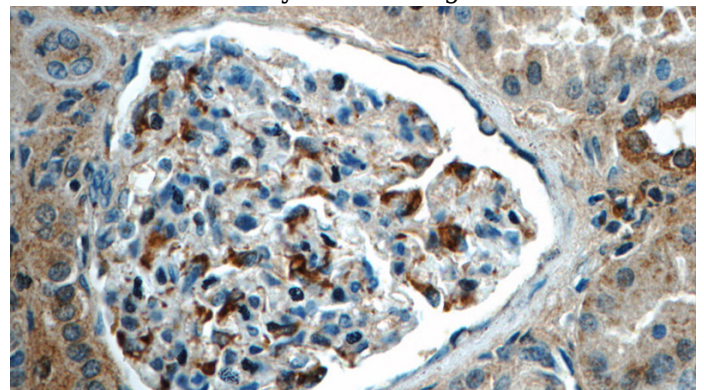
Validations



mouse brain tissue were subjected to SDS PAGE followed by western blot with Catalog No:115450(SNCAIP Antibody) at dilution of 1:300



IP Result of anti-SNCAIP (IP:Catalog No:115450, 4ug; Detection:Catalog No:115450 1:300) with mouse brain tissue lysate 3600ug.



Immunohistochemistry of paraffin-embedded human kidney tissue slide using Catalog

SNCAIP antibody



Catalog Number: 115450

No:115450(SNCAIP Antibody) at dilution of 1:50 (under 40x lens)