

SMARCA4 antibody



Catalog Number: 115427

Product name

SMARCA4 antibody

Specificity

Human, Mouse, Rat; other species not tested.

Antibody description

SMARCA4 Rabbit Polyclonal antibody. Positive WB detected in HeLa cells, HepG2 cells, human placenta tissue, mouse brain tissue, rat brain tissue. Positive IP detected in HeLa cells. Positive IHC detected in human lung cancer tissue, human gliomas tissue, human lung cancer slides. Positive IF detected in HepG2 cells, HEK-293 cells, HeLa cells. Observed molecular weight by Western-blot: 185kd

Preparation

This antibody was obtained by immunization of SMARCA4 recombinant protein (Accession Number: NM_001128844). Purification method: Antigen affinity purified.

Formulation

PBS with 0.1% sodium azide and 50% glycerol pH 7.3.

Storage

Store at -20°C. DO NOT ALIQUOT

Clonality

Polyclonal

Ig Type

Rabbit IgG

Applications

ELISA, WB, IHC, IF, IP

Dilutions

Recommended Dilution:


WB: 1:1000-1:10000

IP: 1:500-1:5000

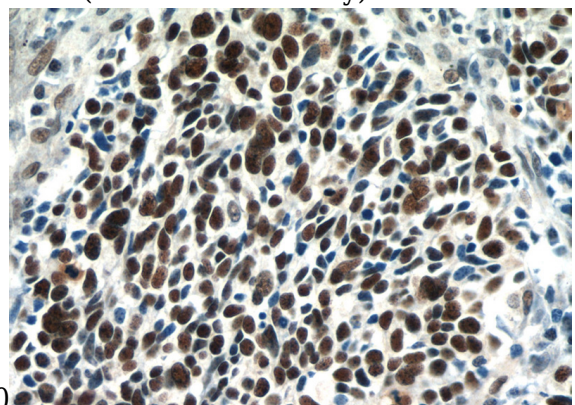
IHC: 1:20-1:200

IF: 1:10-1:100

Validations



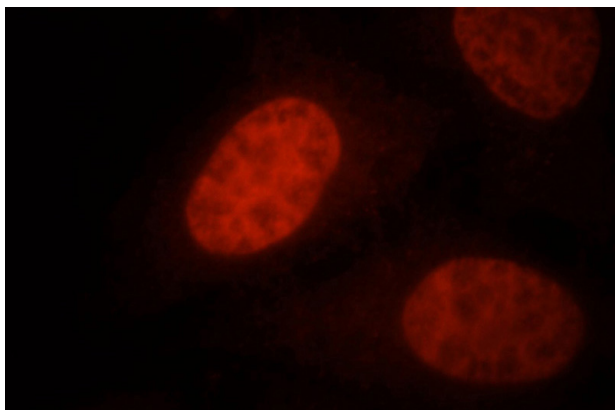
HeLa cells were subjected to SDS PAGE followed by western blot with Catalog No:115427(SMARCA4 antibody) at dilution of



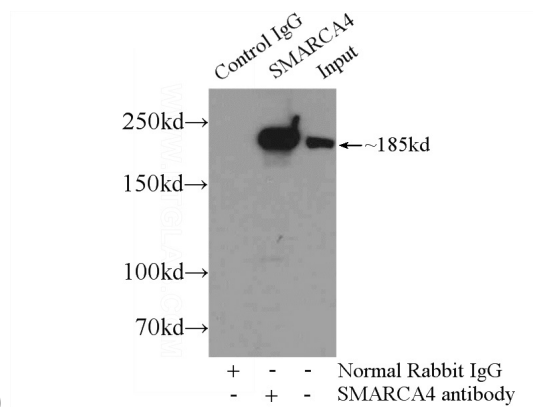
Immunohistochemical of paraffin-embedded human lung cancer using Catalog No:115427(SMARCA4 antibody) at dilution of 1:100 (under 40x lens)

SMARCA4 antibody

Catalog Number: 115427



Immunofluorescent analysis of HepG2 cells, using SMARCA4 antibody Catalog No:115427 at 1:25 dilution and Rhodamine-labeled goat anti-rabbit



IgG (red).

IP Result of anti-SMARCA4 (IP:Catalog No:115427, 5ug; Detection:Catalog No:115427 1:1000) with HeLa cells lysate 2500ug.