

# SMURF1 antibody

Catalog Number: 115405

## Product name

SMURF1 antibody

## Specificity

Human, Mouse, Rat; other species not tested.

## Antibody description

SMURF1 Rabbit Polyclonal antibody. Positive IHC detected in human colon cancer tissue. Positive WB detected in HEK-293 cells, HepG2 cells. Observed molecular weight by Western-blot: 83-90kd

## Preparation

This antibody was obtained by immunization of Peptide (Accession Number: NM\_020429). Purification method: Antigen affinity purified.

## Formulation

PBS with 0.1% sodium azide and 50% glycerol pH 7.3.

## Storage

Store at -20°C. DO NOT ALIQUOT

## Clonality

Polyclonal

## Ig Type

Rabbit IgG

## Applications

ELISA, WB, IHC


## Dilutions

Recommended Dilution:

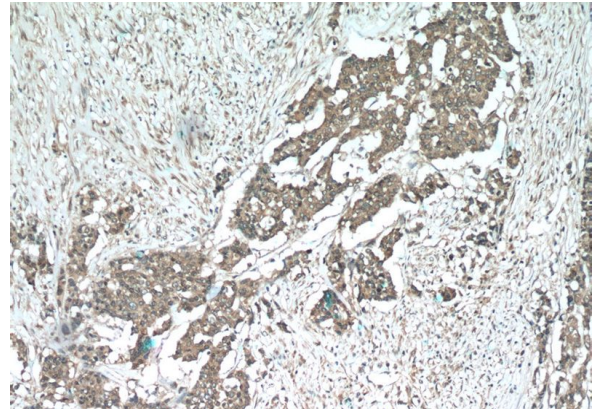
WB: 1:200-1:2000

IHC: 1:20-1:200

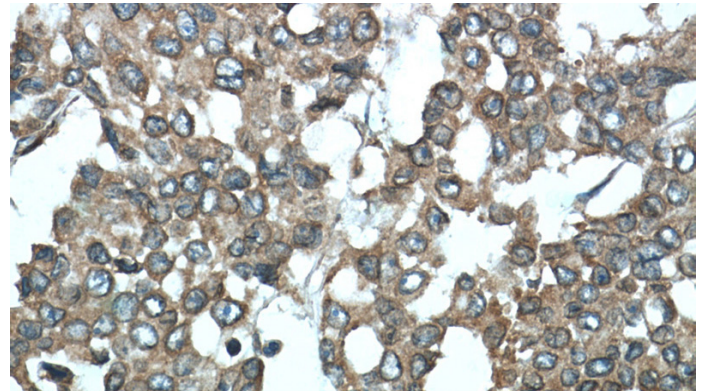
## Validations



HEK-293 cells were subjected to SDS PAGE followed by western blot with Catalog No:115405(SMURF1 antibody) at dilution of 1:800



Immunohistochemistry of paraffin-embedded human colon cancer tissue slide using Catalog No:115405(SMURF1 Antibody) at dilution of 1:50 (under 10x lens)



Immunohistochemistry of paraffin-embedded human colon cancer tissue slide using Catalog No:115405(SMURF1 Antibody) at dilution of 1:50 (under 40x lens)