

SLC4A4 antibody



Catalog Number: 115341

Product name

SLC4A4 antibody

Recommended Dilution:

WB: 1:200-1:2000

Immunogen

[Human SLC4A4 Recombinant protein \(GST tag\)](#)

IP: 1:200-1:1000

IF: 1:10-1:100


Specificity

Human, Mouse, Rat; other species not tested.

Validations

Antibody description

SLC4A4 Rabbit Polyclonal antibody. Positive IF detected in HepG2 cells. Positive WB detected in HEK-293 cells, mouse kidney tissue. Positive IP detected in HEK-293 cells. Observed molecular weight by Western-blot: 121 kDa



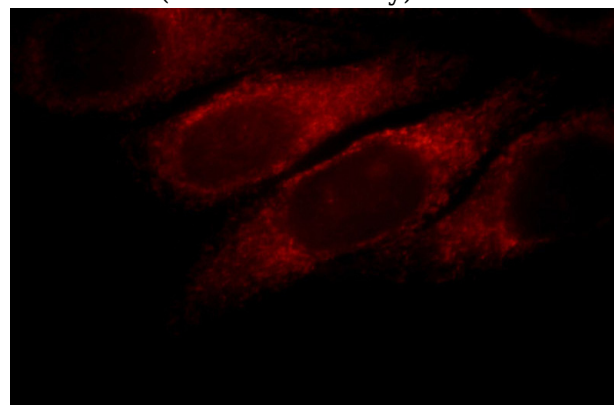
Preparation

This antibody was obtained by immunization of SLC4A4 recombinant protein (Accession Number: BC030977). Purification method: Antigen affinity purified.

HEK-293 cells were subjected to SDS PAGE followed by western blot with Catalog No:115341 (SLC4A4 antibody) at dilution of 1:400

Formulation

PBS with 0.1% sodium azide and 50% glycerol pH 7.3.



Storage

Store at -20°C. DO NOT ALIQUOT

Clonality

Polyclonal

Immunofluorescent analysis of HepG2 cells, using SLC4A4 antibody Catalog No:115341 at 1:25 dilution and Rhodamine-labeled goat anti-rabbit

Ig Type

Rabbit IgG

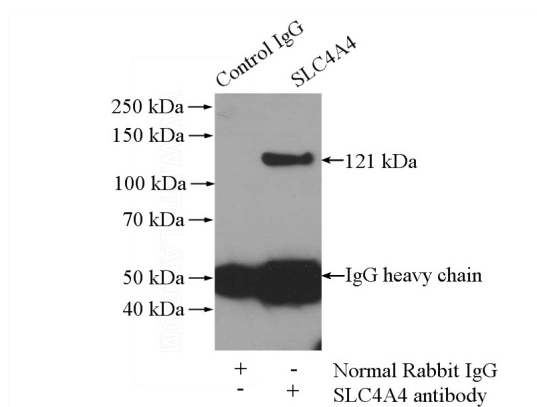
Applications

ELISA, WB, IF, IP

Dilutions

SLC4A4 antibody

Catalog Number: 115341



IP Result of anti-SLC4A4 (IP:Catalog No:115341, 4ug; Detection:Catalog No:115341 1:400) with HEK-293 cells lysate 1200ug.

IgG (red).