

SIDT1 antibody



Catalog Number: 115286

Product name

SIDT1 antibody

IF: 1:10-1:100


Specificity

Human, Mouse; other species not tested.

Validations

Antibody description

SIDT1 Rabbit Polyclonal antibody. Positive WB detected in COLO 320 cells. Positive IHC detected in human colon tissue. Positive IF detected in A431 cells. Observed molecular weight by Western-blot: 95-110 kDa



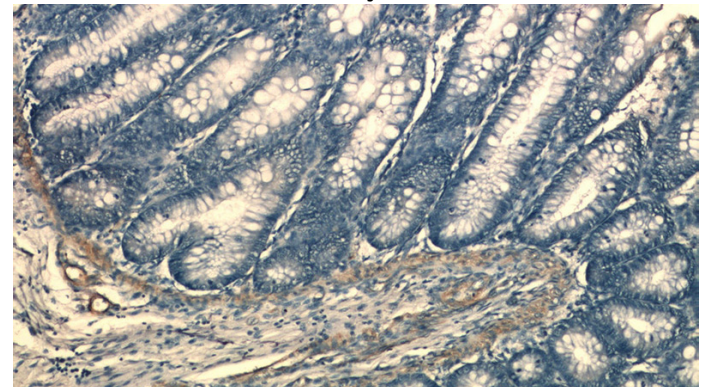
Preparation

This antibody was obtained by immunization of Peptide (Accession Number: NM_017699). Purification method: Antigen affinity purified.

COLO 320 cells were subjected to SDS PAGE followed by western blot with Catalog No:115286(SIDT1 antibody) at dilution of 1:500

Formulation

PBS with 0.02% sodium azide and 50% glycerol pH 7.3.



Storage

Store at -20°C. DO NOT ALIQUOT

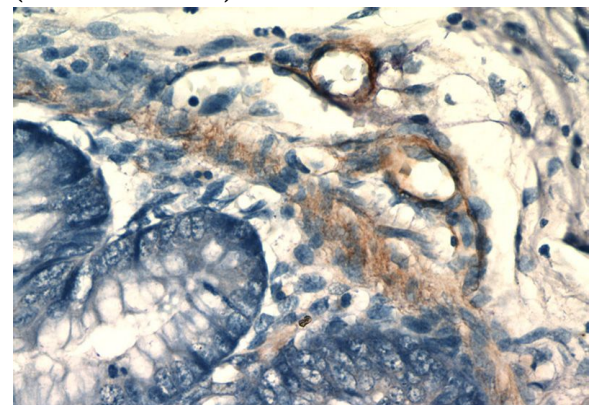
Clonality

Polyclonal

Immunohistochemistry of paraffin-embedded human colon tissue slide using Catalog No:115286(SIDT1 Antibody) at dilution of 1:50 (under 10x lens)

Ig Type

Rabbit IgG



Applications

ELISA, WB, IHC, IF

Dilutions

Recommended Dilution:

WB: 1:200-1:2000

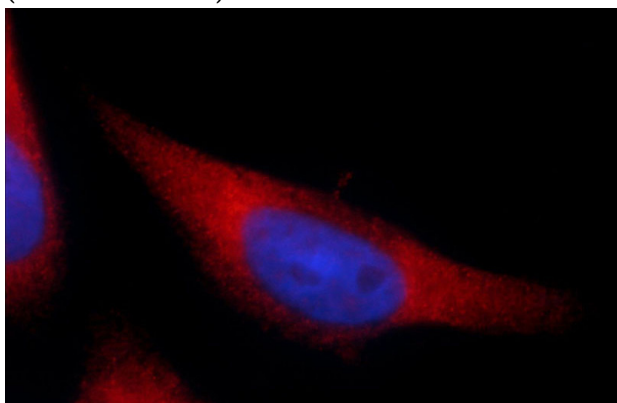
IHC: 1:20-1:200

Immunohistochemistry of paraffin-embedded human colon tissue slide using Catalog No:115286(SIDT1 Antibody) at dilution of 1:50

SIDT1 antibody

Catalog Number: 115286

(under 40x lens)



Immunofluorescent analysis of A431 cells using Catalog No:115286(SIDT1 Antibody) at dilution of 1:25 and Rhodamine-Goat anti-Rabbit IgG