

# SHCBP1 antibody

Catalog Number: 115269

## Product name

SHCBP1 antibody

IP: 1:200-1:2000

IHC: 1:20-1:200


## Specificity

Human, Mouse; other species not tested.

## Validations

## Antibody description

SHCBP1 Rabbit Polyclonal antibody. Positive IHC detected in human tonsillitis tissue, human testis tissue. Positive IP detected in Jurkat cells. Positive WB detected in Jurkat cells, Sp2/0 cells. Observed molecular weight by Western-blot: 75-85 kDa



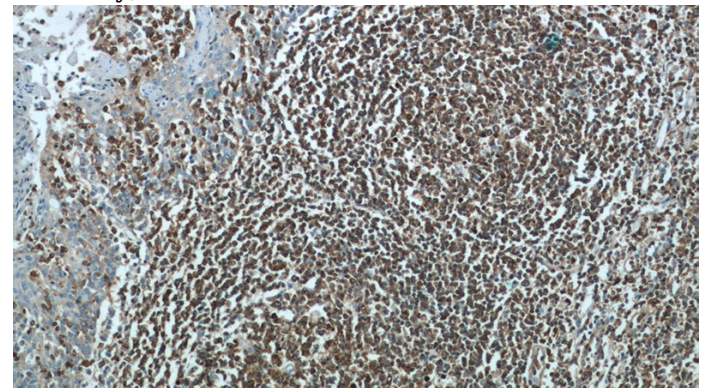
## Preparation

This antibody was obtained by immunization of SHCBP1 recombinant protein (Accession Number: NM\_024745). Purification method: Antigen affinity purified.

Jurkat cells were subjected to SDS PAGE followed by western blot with Catalog No:115269(SHCBP1 antibody) at dilution of 1:300

## Formulation

PBS with 0.02% sodium azide and 50% glycerol pH 7.3.



## Storage

Store at -20°C. DO NOT ALIQUOT

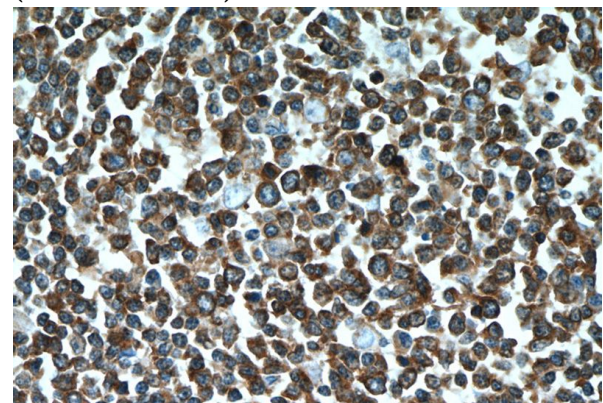
## Clonality

Polyclonal

Immunohistochemical of paraffin-embedded human tonsillitis using Catalog No:115269(SHCBP1 antibody) at dilution of 1:50 (under 10x lens)

## Ig Type

Rabbit IgG



## Applications

ELISA, WB, IHC, IP

## Dilutions

Recommended Dilution:

WB: 1:200-1:2000

Immunohistochemical of paraffin-embedded

# SHCBP1 antibody

Catalog Number: 115269

---

human tonsillitis using Catalog No:115269(SHCBP1 antibody) at dilution of 1:50 (under 40x lens)

IP Result of anti-SHCBP1 (IP:Catalog No:115269, 4ug; Detection:Catalog No:115269 1:500) with Jurkat cells lysate 2400ug.

