

SERINC3 antibody

Catalog Number: 115194

Product name

SERINC3 antibody

Specificity

human, mouse, rat; other species not tested.

Antibody description

SERINC3 Rabbit Polyclonal antibody. Positive IHC detected in human lung cancer. Positive WB detected in mouse pancreas tissue. Observed molecular weight by Western-blot: 53kd

Preparation

This antibody was obtained by immunization of Peptide (Accession Number: NM_006811). Purification method: Antigen affinity purified.

Formulation

PBS with 0.02% sodium azide and 50% glycerol pH 7.3.

Storage

Store at -20°C. DO NOT ALIQUOT

Clonality

Polyclonal

Ig Type

Rabbit IgG

Applications

ELISA, WB, IHC

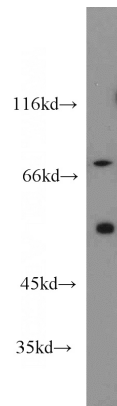
Dilutions

Recommended Dilution:

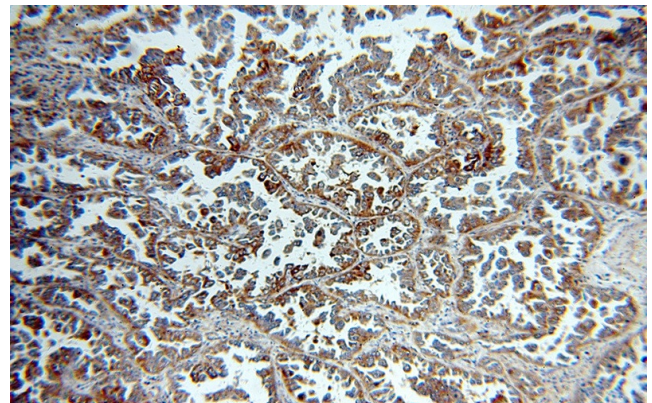
WB: 1:200-1:2000

IHC: 1:20-1:200

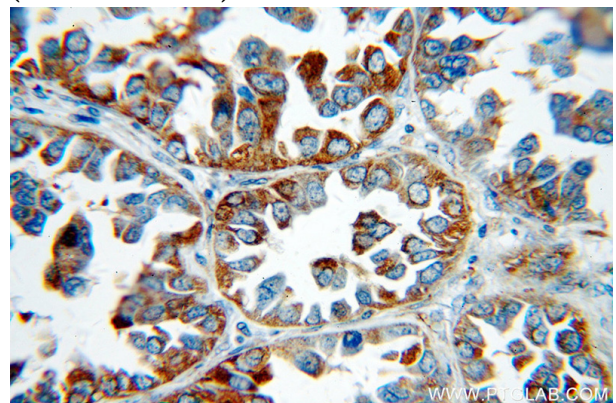
Validations



mouse pancreas tissue were subjected to SDS PAGE followed by western blot with Catalog No:115194(SERINC3 antibody) at dilution of 1:500



Immunohistochemical of paraffin-embedded human lung cancer using Catalog No:115194(SERINC3 antibody) at dilution of 1:50 (under 10x lens)



Immunohistochemical of paraffin-embedded human lung cancer using Catalog No:115194(SERINC3 antibody) at dilution of 1:50

SERINC3 antibody



Catalog Number: 115194

(under 40x lens)