

SH3BP4 antibody

Catalog Number: 115189

Product name

SH3BP4 antibody

IP: 1:200-1:1000

IF: 1:20-1:200

Specificity

Human, Mouse, Rat; other species not tested.

Antibody description

SH3BP4 Rabbit Polyclonal antibody. Positive IF detected in HeLa cells. Positive WB detected in HEK-293 cells, HeLa cells, mouse lung tissue. Positive IP detected in mouse lung tissue. Observed molecular weight by Western-blot: 120 kDa

Preparation

This antibody was obtained by immunization of SH3BP4 recombinant protein (Accession Number: NM_001371303). Purification method: Antigen affinity purified.

Formulation

PBS with 0.02% sodium azide and 50% glycerol pH 7.3.

Storage

Store at -20°C. DO NOT ALIQUOT

Clonality

Polyclonal

Ig Type

Rabbit IgG

Applications


ELISA, WB, IF, IP

Dilutions

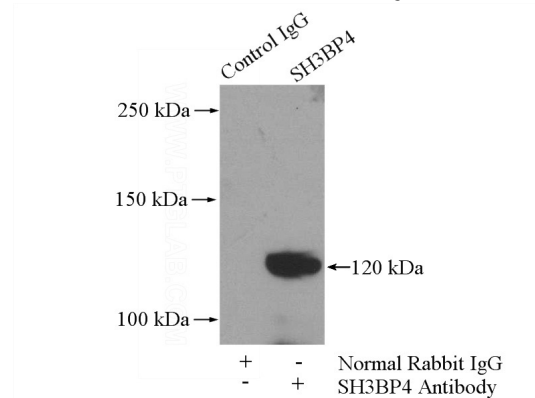
Recommended Dilution:

WB: 1:200-1:2000

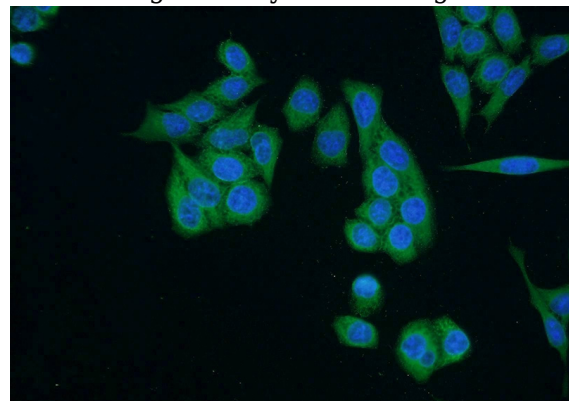
Validations



HEK-293 cells were subjected to SDS PAGE followed by western blot with Catalog No:115189(SH3BP4 antibody) at dilution of 1:300



IP Result of anti-SH3BP4 (IP:Catalog No:115189, 4ug; Detection:Catalog No:115189 1:300) with mouse lung tissue lysate 3600ug.



Immunofluorescent analysis of HeLa cells using Catalog No:115189(SH3BP4 Antibody) at dilution

SH3BP4 antibody



Catalog Number: 115189

of 1:50 and Alexa Fluor 488-conjugated AffiniPure Goat Anti-Rabbit IgG(H+L)